



**THE LONDON SCHOOL  
OF ECONOMICS AND  
POLITICAL SCIENCE**

**IN SHORT**





# Contents

About LSE	2
History of LSE	5
Students and alumni	6
Staff	9
World leaders	10
Teaching	13
Research	14
Engagement	17
International partnerships	18
A changing campus	21
Events	22
Library and IT	25
Students' Union	26
Widening participation	29
Careers Service	30
Language Centre	30
Other forms of study	33
Scholarships and financial support	34
Advice for applicants	34
Connecting with business	36
Finance	39
Governance	39
Contacts	40

# About LSE

The London School of Economics and Political Science – LSE – is one of the foremost social science universities in the world.

It is a specialist university with an international intake and a global reach. Its research and teaching span the full breadth of the social sciences, from economics, politics and law to sociology, anthropology, accounting and finance. As the 2008 Research Assessment Exercise confirmed, it has the highest percentage of world-leading research of any UK university. The School is now working towards the new Research Excellence Framework, which will not be completed until 2014.


In 2010 LSE was ranked amongst the top five UK universities in three league tables compiled by national newspapers.

---

*“LSE has been described as the place where the world comes to think and that rings true. Its research is relevant and global. It shapes and leads public debate.”*

**Howard Davies**, director of LSE 2003-11





# History of LSE

The decision to create LSE was made by four leading members of the Fabian Society at a breakfast party in Surrey in August 1894. They were Beatrice and Sidney Webb, Graham Wallas and George Bernard Shaw. Within a year the School was founded, opening its doors in October 1895. In 1906 there were 181 postgraduates in the whole of England and Wales: 69 were at LSE.

The aim of the School was the betterment of society. In 1922 it adopted as its motto the phrase *rerum cognoscere causas* (from Virgil's *Georgics*), which means to know the causes of things. The industrious beaver was chosen as the School's emblem in the same year.

---

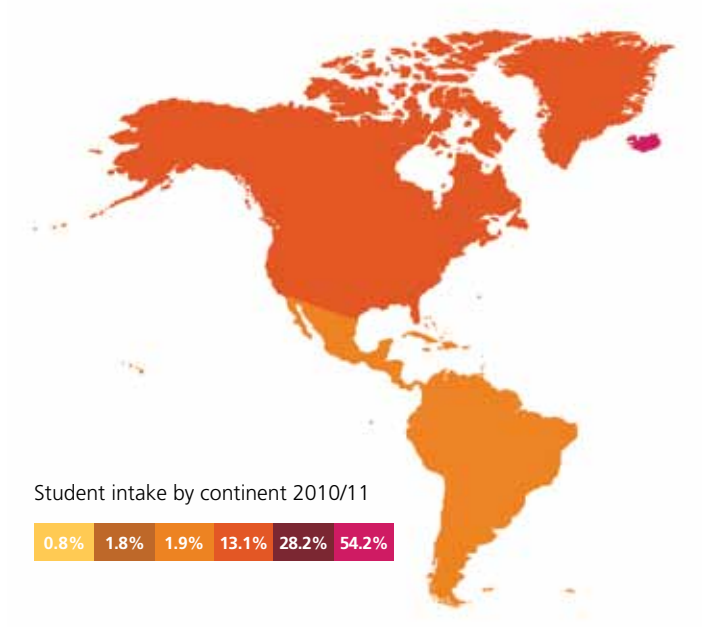
*“Sidney Webb had a vision ‘of a centre not only of lectures on special subjects but an association of students who would be directed and supported in doing original work.’”*

From the diaries of **Beatrice Webb**

# Students and alumni

LSE has a cosmopolitan student body, drawing its students from around 145 countries worldwide, and a network of over 100,000 alumni in more than 190 countries, with over 70 groups and contact networks and an active Alumni Association.

In 2010/11 the School had around 9,000 full-time students and over 1,000 part-time students. Of these, 57 per cent were postgraduates. Around two thirds of students came from outside the UK.



---

*“I really enjoy the diversity on campus and with such a cosmopolitan student body, I get to meet people from so many different countries. This way, LSE provides a complete international experience.”*

**Mohib Khurram**, 2nd year, BSc Economics



Join the global debate at LSE



Wikileaks has caused little damage to the **US** so far

The impact of leaked diplomatic cables has been overstated, argues Felix Berenskoetter



New forms of female dissent are emerging to challenge social inequality

Financial cuts hit women hardest – but they are fighting back, reports Mary Evans



There is a growing fear that *spending cuts* will undermine efforts to combat homelessness

Anne Power and Laura Lane suggest that services for the most vulnerable are being stretched to breaking point



**3D** could be a fad or lead to an unimaginable boom

The film industry is holding its breath over 3D technology, explains Gerben Bakker

# Staff

LSE has a cosmopolitan staff, with about 44 per cent drawn from countries outside the UK.

In all, over 1,680 people work full-time for LSE and around 1,260 part-time.

LSE staff are at the forefront of their disciplines. They advise governments, public bodies and government inquiries, and are frequently seconded to national and international organisations.

LSE academics are frequently in the news, commenting on major issues of the day. In 2010 these included the recession, terrorism and climate change.


---

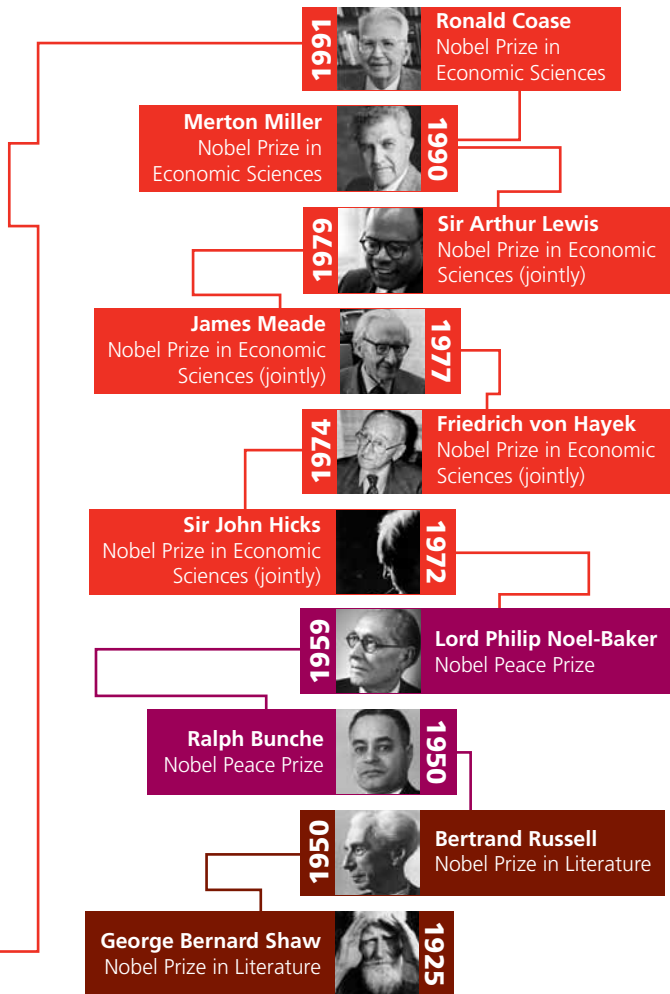
*“Two-thirds of our staff work in LSE departments ranked in the top five in the country, and 26 per cent work in departments ranked first in the country in the 2008 Research Assessment Exercise. We are a specialist university that continues to deliver extraordinary results and are working to ensure that the School’s outstanding research is equally well reflected in the Research Excellence Framework, due in 2014.”*

**Professor Stuart Corbridge**, pro-director for research and external relations

# World leaders

In all, 35 past or present world leaders have studied or taught at LSE, including John Atta Mills, Shri KR Narayanan and Romano Prodi. Thirty-one current members of the UK House of Commons and 42 members of the House of Lords have also either taught or studied at LSE. A total of 16 Nobel prize winners in economics, peace and literature have been either LSE staff or alumni.





## Academic departments

The background of the entire page features a series of horizontal stripes in various shades of orange, red, and purple. Overlaid on this background are three individuals: a woman in a black blazer at the top, a man in a white shirt in the middle, and a woman in a dark blue blazer at the bottom. They appear to be in a professional or academic setting, possibly a lecture or meeting.

**Accounting**

**Anthropology**

**Economic History**

**Economics**

**European Institute**

**Finance**

**Gender Institute**

**Geography and Environment**

**Government**

**Institute of Social Psychology**

**International Development**

**International History**

**International Relations**

**Language Centre**

**Law**

**Management**

**Mathematics**

**Media and Communications**

**Methodology Institute**

**Philosophy, Logic and Scientific Method**

**Social Policy**

**Sociology**

**Statistics**

# Teaching

LSE offers a very wide range of undergraduate and postgraduate courses in the social sciences. Teaching is carried out through academic departments and interdisciplinary institutes, and in partnership with internationally renowned higher education institutions.

One of many teaching initiatives is an innovative new course called LSE100. This introduces all first year undergraduates to the fundamental elements of thinking like a social scientist, by exploring some of the great intellectual debates of our time from the perspectives of different disciplines. Students engage with academics from across the School to answer questions such as: “How should we manage climate change?”; “Does culture matter?”; and “Why are great events so difficult to predict?”.

Following a review by an internal Teaching Taskforce in 2008, LSE is set to spend an extra £2 million a year to ensure that its teaching is of the highest quality.

---

*“Initiatives such as LSE 100 are bringing a new excitement to teaching, pushing the boundaries of the social sciences and sending students into the world with experience of tackling the big issues of our time from a number of perspectives.”*

**Professor Janet Hartley**, pro-director for teaching and learning

# Research

From its foundation over a hundred years ago LSE has aimed to be a laboratory of the social sciences, a place where ideas are developed, analysed, evaluated and disseminated around the world.

In 2008 LSE's outstanding success in the Research Assessment Exercise confirmed it as a world leading research university. The School had the highest percentage of world leading research of any university in the UK, topping or coming close to the top of a number of rankings of research excellence.

Individual subject areas, notably economics, law, social policy and European studies, also headed national tables of excellence. The School is now working towards the new Research Excellence Framework, with submissions due in 2013.

There are currently 18 research centres at the School, ranging from large multidisciplinary centres with substantial financial support to smaller centres. These centres lead research in their fields and tackle some of the most pressing issues of our time.

Research is also carried out in academic departments and research groups. In all, LSE has one of the largest concentrations of applied economic, financial and social research anywhere in the world.

## Research centres

**Asia Research Centre**

**BIOS**

**Centre for Analysis of Social Exclusion (CASE)**

**Centre for the Analysis of Time Series (CATS)**

**Centre for Climate Change Economics and Policy (CCCEP)**

**Centre for Economic Performance (CEP)**

**Centre for Philosophy of Natural and  
Social Sciences (CPNSS)**

**Centre for the Study of Human Rights**

**Financial Markets Group (FMG)**

**Grantham Research Institute on Climate  
Change and the Environment (GRI)**

**International Growth Centre (IGC)**

**LSE Cities**

**LSE Global Governance**

**LSE Health and Social Care**

**LSE IDEAS: International Affairs,  
Diplomacy and Strategy**

**Middle East Centre**

**Spatial Economics Research Centre (SERC)**

**Suntory and Toyota International Centres for  
Economics and Related Disciplines (STICERD)**





# Engagement

Set up to improve society and to “understand the causes of things”, LSE has always put engagement with the wider world at the heart of its mission.

From its location in the heart of London, the School links to communities across the world, from formal academic partnerships to advisory work with governments and international organisations.

LSE academics inform policy globally, shedding expert light on subjects from the global impact of the financial crisis and subsequent recession to the rise of the “Neo-Taliban” in Afghanistan, Chinese apprenticeships, UK school admissions and the economics of happiness. The full breadth of the social sciences studied at LSE gives its academics rich inter-disciplinary expertise to draw on, helping them understand the worldwide impacts of policies and trends.

From the London teenagers who attend weekend classes at LSE, to the thousands of adults who flock to one of the largest Summer School programmes in Europe and to its daily public events and lectures, LSE engages and shares its research with different and disparate communities.

# International partnerships

LSE has established a global network with a small number of high quality universities across the world. With an emphasis on quality rather than quantity, these relationships serve to create strong and valuable links that enable both LSE and its institutional partners to provide innovative world class education to their students and to undertake innovative research, dealing with real problems.

There are multi-faceted institutional partnerships with Columbia University (New York), Sciences Po (Paris), Peking University (Beijing), and, most recently, the University of Cape Town (South Africa), plus a developing partnership with the National University of Singapore. Collaborative activities include double master's degree programmes and a summer school in Beijing, as well as faculty and PhD student exchanges.

**Right: University of Cape Town**





# A changing campus

In 2008 Her Majesty The Queen opened the New Academic Building (NAB) at the School. The £71 million building houses the School's Departments of Management and Law.

LSE alumni and other supporters have helped to pay for the project, with donations and gifts from more than 20 countries across the world – including four gifts of £1 million or more.

The School is now seeking to further transform the student experience by building an exciting and innovative New Students' Centre (pictured). Housing the Students' Union and other vital student services such as the School's Careers Service, the site will become a student hub at the heart of LSE's campus.

Both the NAB and the New Students' Centre have been designed to minimise their impact on the environment, with the NAB receiving two Sustainable City Awards in 2011 for resource conservation and sustainability.

---

*“To enthuse and inspire – our aim is to create an exceptional piece of architecture that will play a key role in enhancing the student experience at LSE.”*

**Julian Robinson**, director of estates

# Events

LSE has one of the most prestigious public events programmes in the world. World leaders such as Nelson Mandela, Dmitry Medvedev, Bill Clinton, Angela Merkel, Tony Blair and Gordon Brown have all spoken at LSE. Financial figures such as Ben Bernanke, current chair of the US Federal Reserve, Alan Greenspan, former chairman of the Federal Reserve Board and George Soros have drawn huge crowds.

The School has a vibrant arts and music programme and holds an annual literary festival.

For information on forthcoming events and for transcripts, podcasts and videos, see [lse.ac.uk/events](http://lse.ac.uk/events)

**Clockwise from top left: President Bachelet of Chile; Bill Clinton; Ben Bernanke, chair of the US Federal Reserve; Professor Amartya Sen; Donald Tsang, chief executive of Hong Kong; Nelson Mandela; President McAleese of Ireland; President Kagame of Rwanda**





# Library and IT

The LSE Library, founded in 1896 as the British Library of Political and Economic Science, is the major international library of the social sciences. It has been recognised by the Higher Education Funding Council as one of only five National Research Libraries in England and its collections have been designated by the Museums, Libraries and Archives Council as being of outstanding national and international importance.

The Library subscribes to approximately 32,000 e-journals and has over four million separate printed items, including over 33,000 past and present journal titles. There are rich international collections of government publications, a wealth of statistical materials, and important collections of manuscripts, archives and rare books.

IT Services supports the use of IT facilities across the School, including desktop and laptop computers, software, fixed and mobile phones, and IT and audio-visual technologies in the learning spaces, and also provides an extensive training programme for both staff and students. There are 1,000 student PCs on campus, of which half are located in the Library, providing 24-hour access seven days a week for part of the year. There is an extensive wireless network across the whole campus as well as over 300 laptop points in the Library.

# Students' Union

The LSE Students' Union represents and campaigns for students on campus, provides support and advice, and runs student activities.

It runs a weekly newspaper, its own radio and TV stations, charity fundraising activities, a Dialogue Commission promoting conflict resolution, a shop, a café, a bar and three venue areas which are rentable with bars and full catering. Uniquely, there is a top student nightclub every Friday, open to all. The Students' Union is the only Students' Union in the country to hold a weekly Union General Meeting of over 150 students who vote on policy and hold officers to account.

The Students' Union funds and supports over 220 societies, covering a wide range of social, political, cultural and intellectual interests. As well as societies, it houses the Athletics Union, with over 40 sports clubs. It offers facilities including a fitness centre, badminton and squash courts and a gymnasium. The sports ground has football, rugby, cricket and tennis facilities.

LSE students are automatically members of the LSE Students' Union, as well as the University of London Union, which provides facilities for sports and recreation across London. The LSE Students' Union is also a member of the National Union of Students.







# Widening participation

LSE has a strong commitment to helping pupils from under-represented backgrounds to access higher education. The School is involved in a number of widening participation and access initiatives which aim to raise the aspirations and attainment of school and college students.

All activities are open to pupils from state schools and colleges across the Greater London area. Students from Year 6 through to Year 13 can take part in a variety of different projects including ACE (Aiming for a College Education), Pathways to Law, student tutoring, mentoring, summer schools and LSE CHOICE. During 2008-09, the Widening Participation team launched Moving On, a Year 6 transition programme, and LSE Connect, a bespoke service to schools. We also work closely with a small number of schools on a coordinated programme of activities which reach out to their students across all year groups.

These projects are delivered by LSE's Widening Participation team, with the support of LSE academics, over 200 current LSE students and external funding from individual donors and organisations such as the College of Law and the Sutton Trust. For more information, see [lse.ac.uk/study/undergraduate](http://lse.ac.uk/study/undergraduate)

# Careers Service

LSE's Careers Service provides a varied and comprehensive careers guidance and employment service for LSE students, including running events which make it easy for students to make contact with employers. LSE students are in demand and their average earnings six months after graduation are well above the UK average: in 2008/09 LSE graduates' average salary was £29,147, with earnings ranging from £500,000 to students doing unpaid internships. For further information see [lse.ac.uk/careersService](http://lse.ac.uk/careersService)

# Language Centre

The LSE Language Centre specialises in creating courses targeted to the needs of students and practitioners in the field of social science and related areas. In addition to modern foreign languages such as French, Russian, Spanish and Mandarin Chinese, the centre specialises in teaching English for specific purposes and runs a whole range of professional and executive programmes. For further information, see [lse.ac.uk/language](http://lse.ac.uk/language)





# Other forms of study

Students at institutions overseas are offered the opportunity to spend a year of fully integrated undergraduate study at the School through LSE's study abroad programme, the General Course. Applicants should have completed two years of university level study with a GPA of 3.3 or above. For more details, telephone +44 (0)20 7955 6613, email [gc@lse.ac.uk](mailto:gc@lse.ac.uk) or visit the website at [lse.ac.uk/generalCourse](https://lse.ac.uk/generalCourse)

LSE contributes academic direction and support to a wide range of the University of London degrees and diplomas that students can study wherever they are currently living. For more details, contact the University of London Information Centre, tel: +44 (0)20 7862 8398, email: [enquiries@london.ac.uk](mailto:enquiries@london.ac.uk), website: [londoninternational.ac.uk](https://londoninternational.ac.uk), or LSE Office for University of London International Programmes, tel: +44 (0)20 7955 7768, email: [uolip@lse.ac.uk](mailto:uolip@lse.ac.uk), website: [lse.ac.uk/study/UOLIP](https://lse.ac.uk/study/UOLIP)

The Summer School programme, which takes place between July and August, provides an opportunity to experience studying at LSE. Courses are taught and examined to LSE standards and are accepted for credit by numerous universities worldwide. For further details, telephone +44 (0)20 7955 7227, email [summer.school@lse.ac.uk](mailto:summer.school@lse.ac.uk) or visit the website at [lse.ac.uk/summerschool](https://lse.ac.uk/summerschool)

LSE also runs an innovative summer school in Beijing, China with its partner, Peking University.

# Scholarships and financial support

LSE awards around £13 million a year in student support, thanks in part to help from alumni, corporations, foundations and friends all over the world. Many other students secure external funding and many finance their study through part-time work at LSE.

LSE support is available to students at all levels, and helps keep an LSE education within the reach of talented students regardless of means. At undergraduate and taught postgraduate levels, funding is primarily needs based, with additional named awards supporting those on particular programmes or from specific parts of the world. Postgraduate research students can apply for merit based funding. See [lse.ac.uk/financialSupport](https://lse.ac.uk/financialSupport)

## Advice for applicants

Prospective applicants can find out more about LSE by attending one of our Undergraduate Open Days or our Graduate Open Evening, by meeting LSE staff in over 30 countries worldwide, by emailing a current student or alumnus, by viewing one of our videos on the LSE website or YouTube, or by reading our printed or online prospectus. For more information, see [lse.ac.uk/study](https://lse.ac.uk/study)



# Connecting with business

The Corporate Relations Unit at LSE is responsible for developing, designing and delivering long term, sustainable research partnerships with the corporate sector using the expertise of leading academics within LSE. It provides an entry point into the School and can liaise with the relevant academic departments to discuss research proposals. Email [corporaterelations@lse.ac.uk](mailto:corporaterelations@lse.ac.uk) or see [lse.ac.uk/CRU](https://lse.ac.uk/CRU)

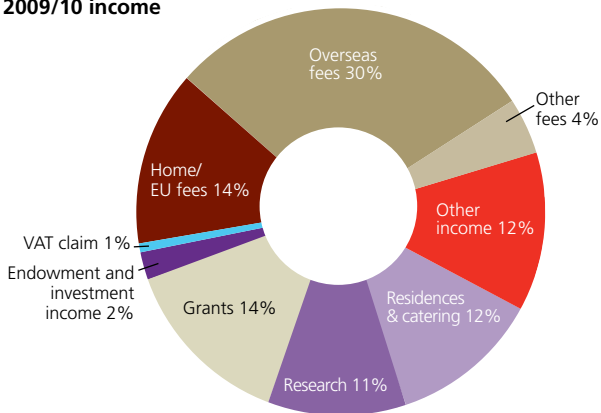
The School offers a gateway to a range of LSE expertise through a professional consultancy service, LSE Consulting. It is run by experienced project managers who specialise in matching the skills and talents of LSE's academic consultants with the needs of clients around the world. Email [enterprise@lse.ac.uk](mailto:enterprise@lse.ac.uk) or see [lse.ac.uk/consulting](https://lse.ac.uk/consulting)

In addition, LSE offers a range of specialist teaching programmes:

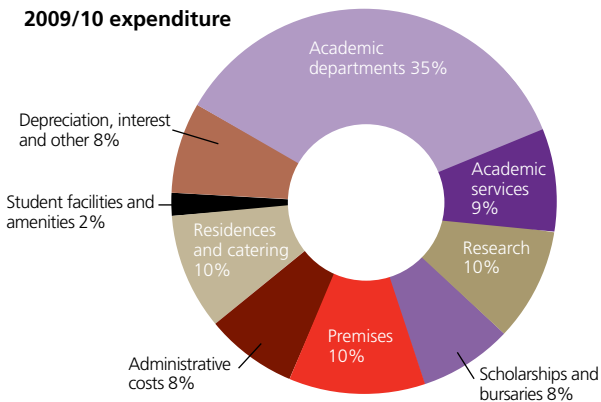
- LSE Executive Education design and deliver customised programmes for individuals and groups of executives in organisations around the world. See [lse.ac.uk/executiveEducation](https://lse.ac.uk/executiveEducation)
- The TRIUM executive MBA is offered in partnership with the NYU Stern School of Business and HEC, School of Management, Paris. See [triumemba.org](https://triumemba.org)
- Executive Summer School intensive one week courses for graduates and professionals. See [lse.ac.uk/executivesummerschool](https://lse.ac.uk/executivesummerschool)
- Tailored language tuition for individuals or small groups. See [lse.ac.uk/language](https://lse.ac.uk/language)



## 2009/10 income



## 2009/10 expenditure



# Finance

LSE had an annual income of just under £221 million for the financial year ending 31 July 2010.

# Governance

The School is headed by a director. The governing body is the Council. The principal academic body is the Academic Board, chaired by the director.

Published 2011

Registered address: The London School of Economics and Political Science,  
Houghton Street, London WC2A 2AE

The London School of Economics and Political Science is a School of the University of London. It is a charity and is incorporated in England as a company limited by guarantee under the Companies Acts (Reg No 70527).

Freedom of thought and expression is essential to the pursuit, advancement and dissemination of knowledge. LSE seeks to ensure that intellectual freedom and freedom of expression within the law is secured for all our members and those we invite to the School.

# Contacts

## **Alumni Relations Office**

Tel: +44 (0)20 7955 7361

Email: [alumni@lse.ac.uk](mailto:alumni@lse.ac.uk)

[lse.ac.uk/alumni](http://lse.ac.uk/alumni)

## **Conference and Events Office**

To book rooms at LSE:

Tel: +44 (0)20 7955 7087

Email: [event.services@lse.ac.uk](mailto:event.services@lse.ac.uk)

[lse.ac.uk/conference](http://lse.ac.uk/conference)

[AndEventsOffice](http://lse.ac.uk/AndEventsOffice)

For information on public lectures:

Tel: +44 (0)20 7955 6043

Email: [events@lse.ac.uk](mailto:events@lse.ac.uk)

[lse.ac.uk/events](http://lse.ac.uk/events)

## **LSE Consulting and LSE Executive Education**

Tel: +44 (0)20 7955 7128

Email: [enterprise@lse.ac.uk](mailto:enterprise@lse.ac.uk)

[lse.ac.uk/enterprise](http://lse.ac.uk/enterprise)

## **Corporate Relations**

For long term corporate research and  
knowledge transfer partnerships:

Tel: +44 (0)20 7106 1148

Email: [corporaterelations@lse.ac.uk](mailto:corporaterelations@lse.ac.uk)

[lse.ac.uk/CRU](http://lse.ac.uk/CRU)

## **Library**

Tel: +44 (0)20 7955 7229

Email: [library@lse.ac.uk](mailto:library@lse.ac.uk)

[lse.ac.uk/library](http://lse.ac.uk/library)

## **Press Office**

Tel: +44 (0)20 7955 7060

Email: [pressoffice@lse.ac.uk](mailto:pressoffice@lse.ac.uk)

[lse.ac.uk/press](http://lse.ac.uk/press)

## **Research Division**

Tel: +44 (0)20 7955 7113

Email: [j.e.ellison@lse.ac.uk](mailto:j.e.ellison@lse.ac.uk)

[lse.ac.uk/research](http://lse.ac.uk/research)

[AndProjectDevelopmentDivision](http://lse.ac.uk/AndProjectDevelopmentDivision)

## **Student Recruitment Office**

For course enquiries and a copy of  
the undergraduate or postgraduate  
prospectus:

Tel: +44 (0)20 7955 6613

Email: [stu.rec@lse.ac.uk](mailto:stu.rec@lse.ac.uk)

[lse.ac.uk/study](http://lse.ac.uk/study)

# lse.ac.uk



