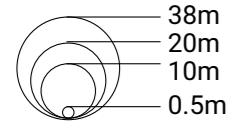


# WHERE CITIES ARE GROWING

## FORECAST OF AVERAGE ANNUAL POPULATION GROWTH 2020-2035

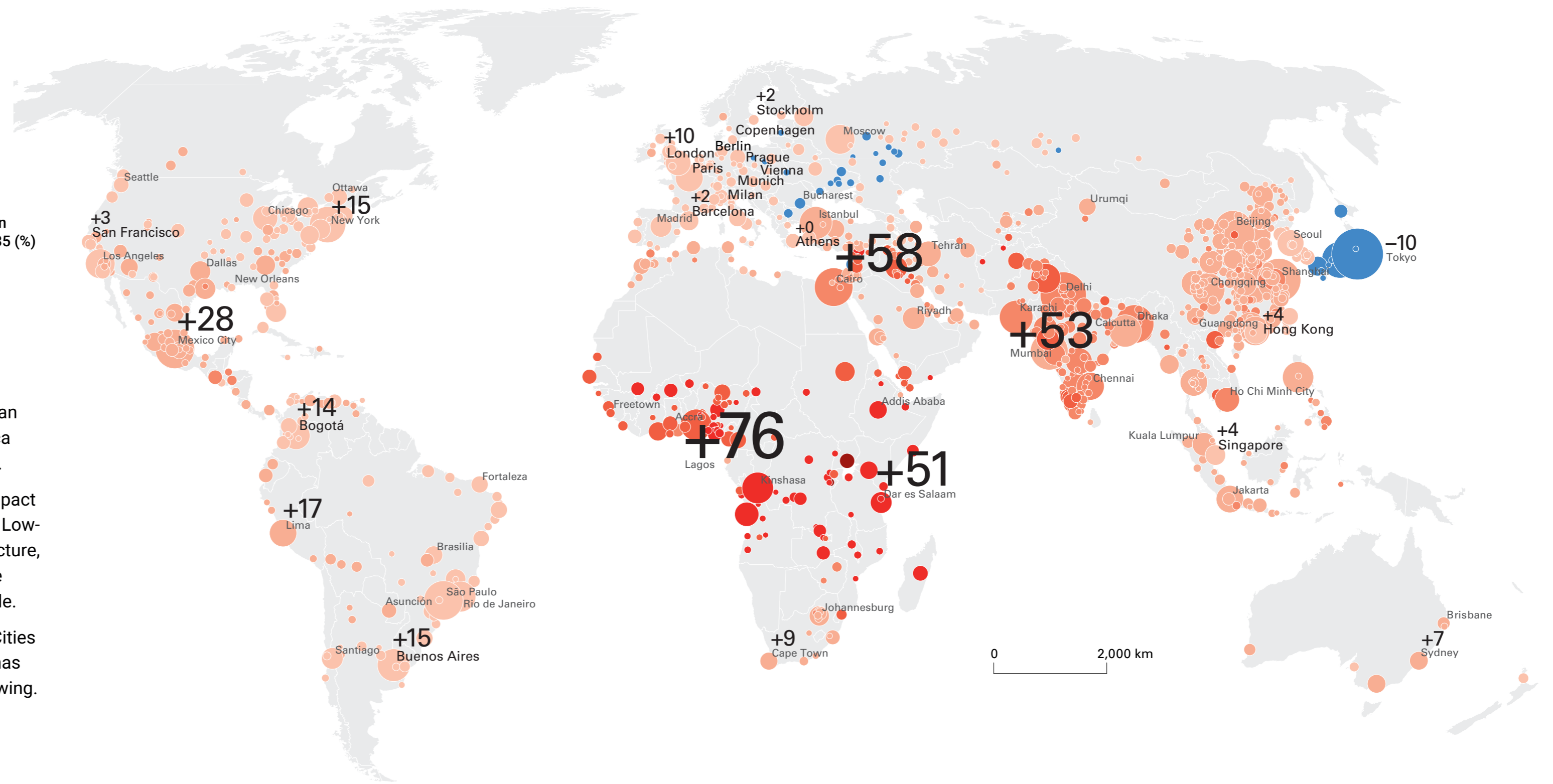
Current population (2020)



Average annual population growth forecast 2020-2035 (%)

High  
Low

+ People per hour  
- People per hour



The world's urban population is unevenly distributed. African and Asian cities are growing faster than ever; Latin America has slowed, while Europe and North America have peaked.

Five billion people will live in cities by 2030. Despite the impact of COVID-19 on some regions, cities will continue to grow. Low-density sprawl negatively impacts resources and infrastructure, increasing commutes and stretching public services, while compact cities are socially and environmentally sustainable.

The Urban Age research project, jointly organised by LSE Cities and the Alfred Herrhausen Gesellschaft from 2005-2022, has produced data visualisations to show where cities are growing.



## Kampala, Uganda

Sub-Saharan African cities are beginning to grow at rapid rates. In Kampala, the population has tripled and the density has doubled between 1990 and 2015, much of it in low-rise and overcrowded informal settlements. Yet the overall levels of density remain low compared to Asian cities. In the same period, declining birth rates and outmigration have affected many European cities.

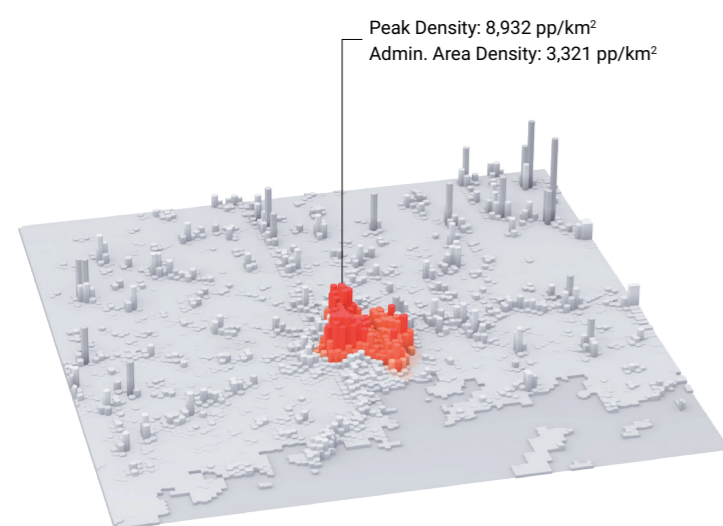


## Shanghai, China

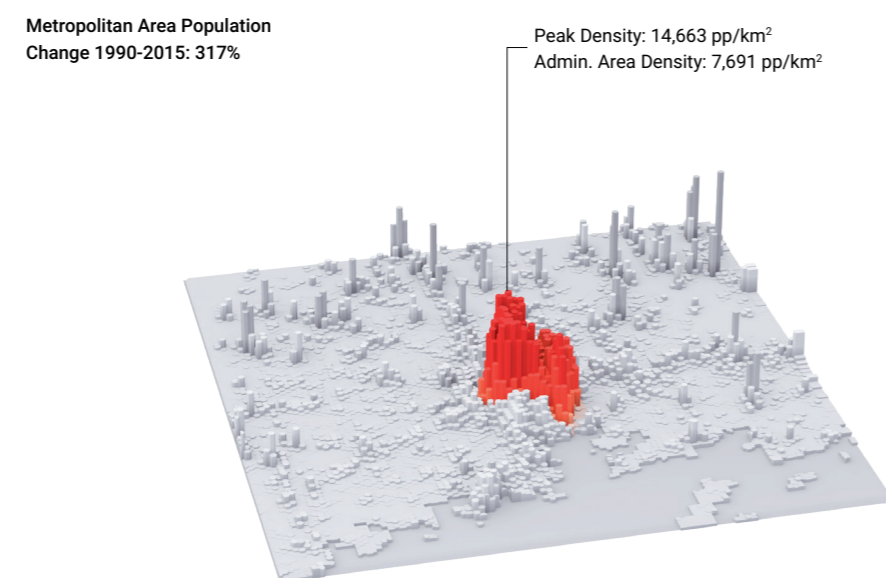
Between 1990 and 2015, unprecedented population growth and urbanisation were recorded worldwide, with the greatest speed and intensity in Asian megacities. Rapid economic development and urban migration have driven China to transform Shanghai with high-rise towers. This has dramatically increased the city's population density and quadrupled living space per person.



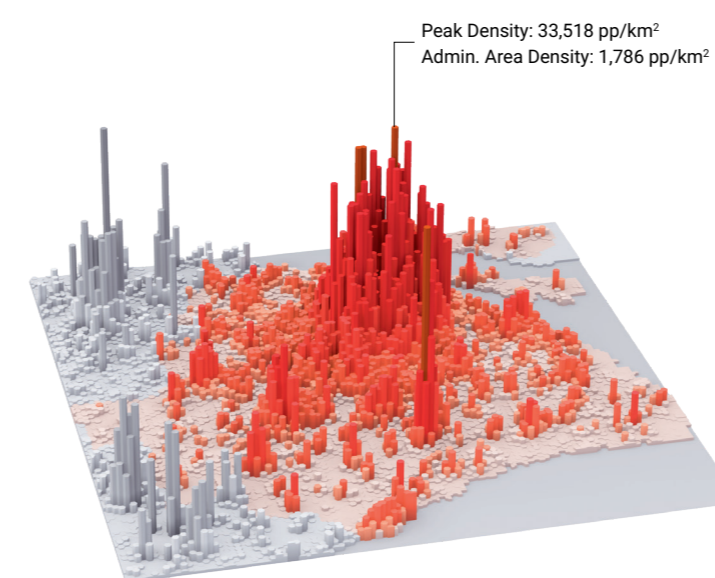
## KAMPALA 1990



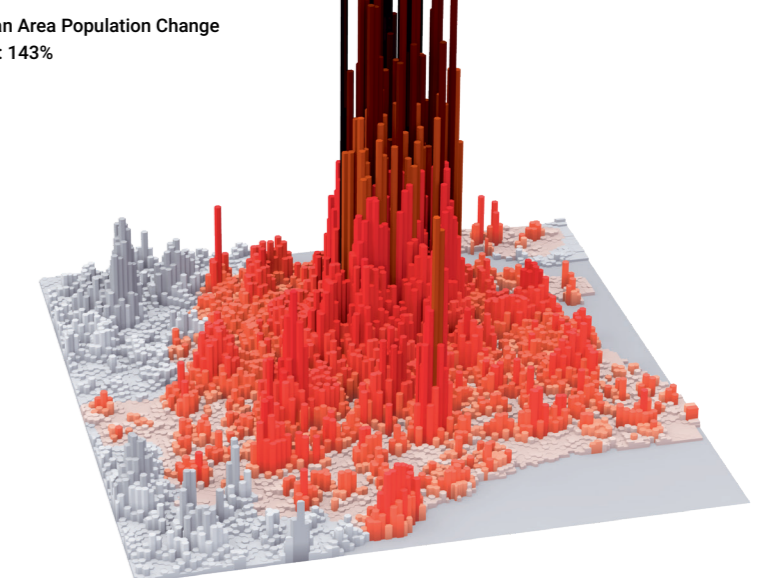
## KAMPALA 2015



## SHANGHAI 1990



## SHANGHAI 2015



Data sources:  
World map: United Nations, Department of Economic and Social Affairs, Population Division (2018).  
Density diagrams: Urban Age/LSE Cities with data from European Commission, Joint Research Centre (JRC).

Photos:  
Kampala, Uganda © Evaline Tino  
Shanghai, China © Johannes Mann, Corbis

Within Administrative Area  
Outside Administrative Area

High Density  
Low Density

## RESEARCH BY

Professor Ricky Burdett,  
Emily Cruz, Dr Alexandra  
Gomes, Dr Philipp Rode

LSE Cities  
Alongside the Urban Age  
project team, 2005-2022

## FIND OUT MORE ABOUT THE RESEARCH

