

# TEXT IN ART



**RED IS OPPOSITE TO GREEN**

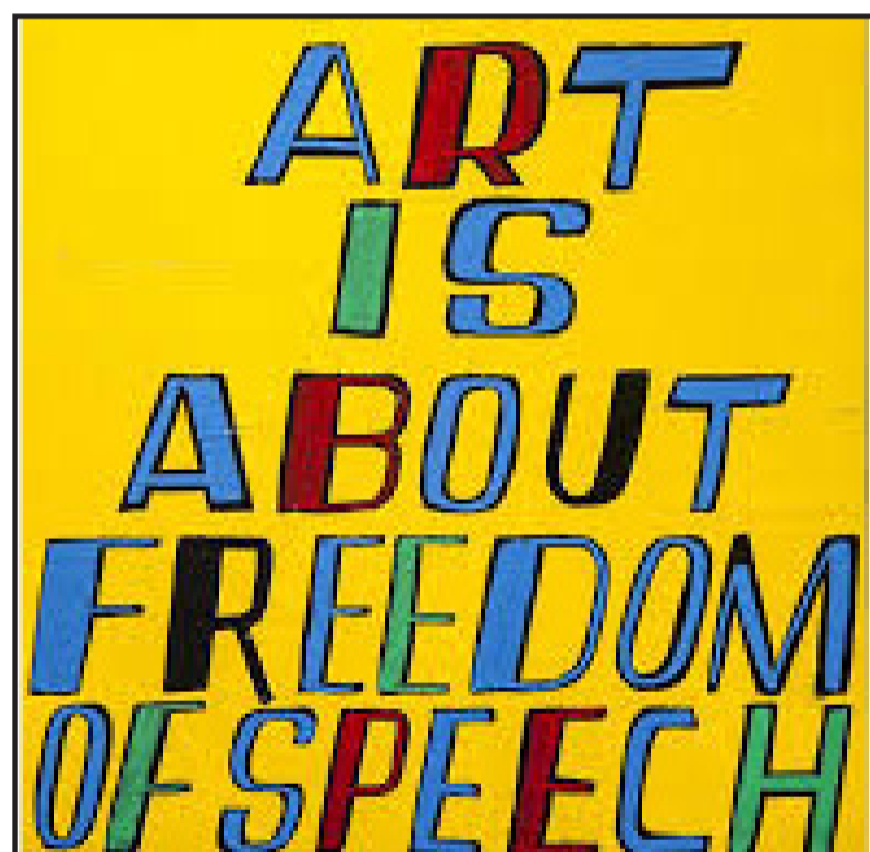
**BLUE IS OPPOSITE TO ORANGE**

**YELLOW IS OPPOSITE TO PURPLE**

**RED IS COMPLIMENTARY TO ORANGE**

**BLUE IS - TO PURPLE**

**YELLOW IS COMPLIMENTARY TO GREEN**



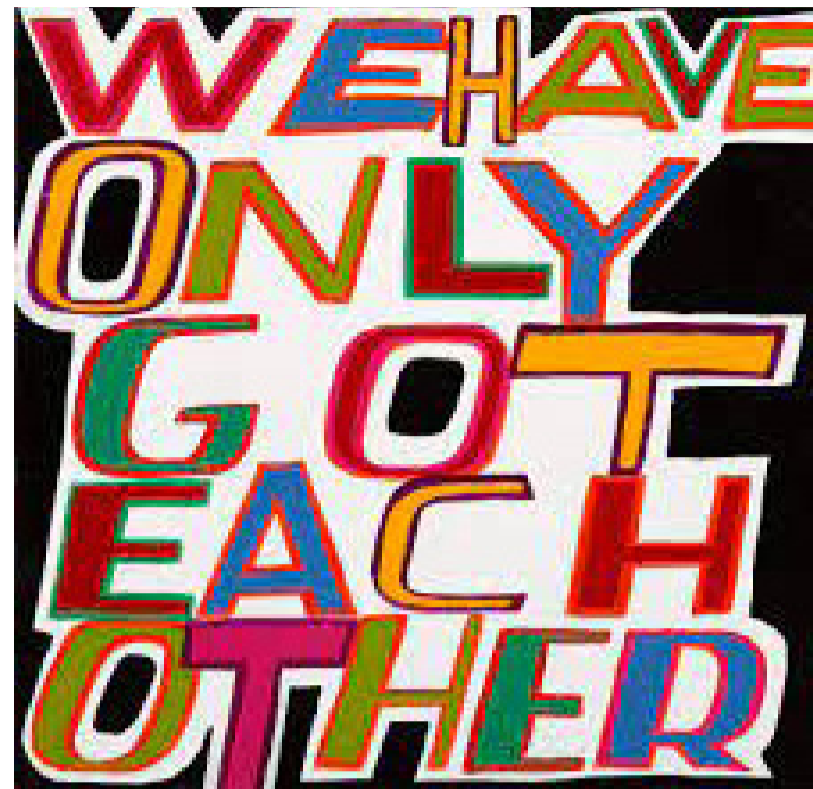
Look carefully at these two examples of *Bob and Roberta Smiths* Art work.

Can you see things that are the **same** in each design and what is **different**?

What is the same?

What is different?





**THESE DESIGNS ARE MORE COMPLICATED.**



What can you describe is happening to the text?

Describe the background and the choices of colours in each art

## THINK ABOUT YOUR OWN DESIGN



Try to place your words in your placard like '*Bob and Roberta Smith*' has shown you in his work. Here are a list of design choices that could help you do this.

- Use CAPITAL letters
- Use **BOLD** letters, that have outlines
- Your text could change size or overlap.
- Think carefully how your choice of colours for your text work with your colourful background

**Which of your designs do you prefer?**