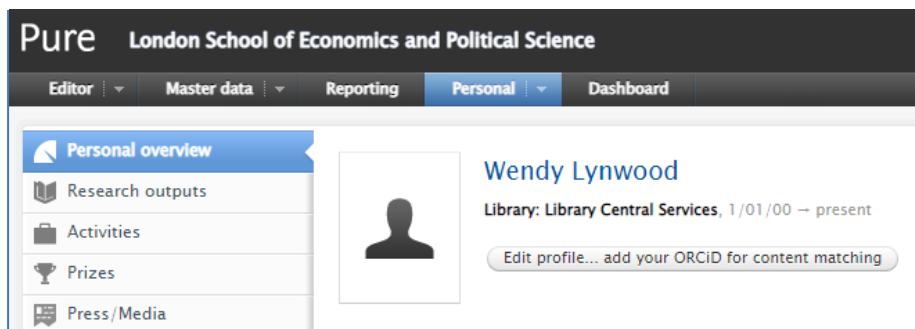


Link an ORCID ID to Pure

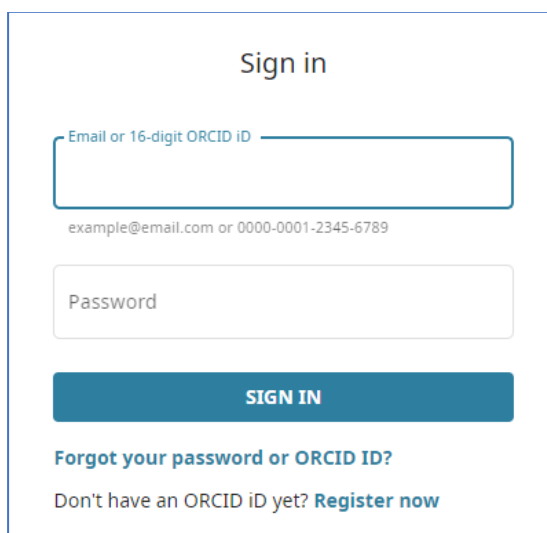
1. Login into Pure via <https://cris.lse.ac.uk> **Note:** Your login details will be your LSE username and password.
2. If this is the first time you have accessed Pure, you will be asked to accept the terms of agreement.
3. Once logged in, open your Personal overview workspace (located under Personal) and in the top area of the workspace, click Edit profile...




4. In the new tab / pop-up window, click on 'Create or Connect your ORCID ID', which is located under Personal identification.




5. Read the 'Connect with your ORCID ID' disclaimer, and then click proceed.
6. You'll now be redirected to the ORCID login page.
 - A. If you have an account, you can log in with either your email or 16-digit ORCID ID and password.
 - B. If you do not have an account or cannot remember your password, please click 'register' or 'forgot your password'.


A screenshot of the ORCID 'Sign in' page. The title is 'Sign in'. There are two input fields: the first is labeled 'Email or 16-digit ORCID ID' and has a placeholder 'example@email.com or 0000-0001-2345-6789'; the second is labeled 'Password'. Below the fields is a blue 'SIGN IN' button. At the bottom, there are two links: 'Forgot your password or ORCID ID?' and 'Don't have an ORCID iD yet? Register now'.


7. Once logged in, you'll be presented with an authorize access page. Read this carefully before clicking 'Authorize access'.


London School of Economics & Political Science 

has asked for the following access to your ORCID record:

 Add/update other information about you (country, keywords, etc.)

 Add/update your research activities (works, affiliations, etc)

 Read your information with visibility set to Trusted Organizations

 Get your ORCID id

Authorize access

Deny access

8. You'll now be redirected back to your Pure profile where you should see your ORCID ID and the message ORCID for 'your name' applied.
9. Click save to close the editor window. (The save button is at the bottom of the screen.) You have now linked your ORCID ID to Pure.