



THE LONDON SCHOOL
OF ECONOMICS AND
POLITICAL SCIENCE ■



GRADUATE
STUDY
2024/25

Contents

Welcome	1
Why LSE?	5
LSE 2030	7
Research	9
Study at LSE	13
Support	14
Volunteering	16
Careers	17
Our campus	19
Accommodation	24
Applying to LSE	26
Fees and funding	30
Meet, visit and discover LSE	31
Our graduate programmes	32
Equity, diversity and inclusion	44

KEY DATES

9 October 2023

Graduate applications open

1 December 2023

Funding application deadline for the research programme in the Law School

14 December 2023

Funding application deadline for the research programmes in the Department of Economics

January 2024

First decisions issued

15 January 2024

First funding application deadline for research programmes

25 April 2024

Funding application deadline for taught master's study

Second funding application deadline for research programmes

TERM DATES

Autumn Term

Monday 30 September 2024

Friday 13 December 2024

Winter Term

Monday 20 January 2025

Friday 4 April 2025

Spring Term

Tuesday 6 May 2025

Friday 20 June 2025

Welcome



LSE is a special institution. As one of the world's leading universities for the study of the social sciences, we attract extraordinarily talented students from over 140 countries. Our students are taught by academics at the forefront of the social sciences, whose expertise is called upon by countless governments, businesses and media. We particularly value the opportunity to educate the best and brightest postgraduate students from every corner of the globe.

Situated in the heart of London, the School is located in one of the most cosmopolitan and vibrant cities in the world. We are an international institution – arguably one of the most international universities on Earth. We thrive on diversity, and we hold strongly to the values of open discussion, tolerance and mutual respect. Because of this, the School also provides a unique forum for public debate with heads of state, top global officials, corporate leaders, Nobel laureates and social activists visiting every week as part of our public events programme.

It is a truly exciting time to join LSE. As a forward-thinking institution we are continuously seeking to reflect the ever-changing world we live in. Our LSE 2030 strategy lays out the guiding principles and commitments that will help us shape the world's future and achieve our ambition of being the leading social science institution with the greatest global impact – an impact created through our teaching, research and development of our community. This is felt beyond campus, as LSE graduates go on to enjoy successful careers in politics, government, business, academia, finance, civil society, culture, media, and new enterprises – virtually every field of endeavour.

I'm confident that your time at LSE will be both enjoyable and rewarding, providing you with an experience that will forever benefit your academic learning, professional career, and personal life. If you would enjoy the challenge and opportunities that we offer, then we look forward to welcoming you to the School.

Professor Eric Neumayer

President and Vice Chancellor (interim)





My MSc year was one of the most intense and exhilarating experiences of my life. It enabled me to hone my research skills, think critically on a range of issues and to analyse and evaluate accepted knowledge. ”

Ellen Mauder
Swansea, South Wales
MSc Global Politics



Why LSE?



A world-leading university

We strive to accomplish excellence in all of our endeavours, helping students, alumni and staff to achieve their full potential in everything they do.

Over 150 public lectures each year

We host over 150 events each year as part of our public lectures programme, where you can hear some of the most influential figures in the social sciences. Speakers address a wide range of topical issues affecting society today and into the future.

One compact campus

Our compact campus is in the centre of London and this location is fundamental to our identity. Despite the busy feel of the surrounding area, our campus has a real sense of community.

Social science specialists

We're unique in our dedication to the field of social sciences. We pioneered the study of economics, international relations and anthropology, and LSE academics continue to be leading thinkers in their fields.

People and ideas that transform the world

Our approach is to challenge existing ways of thinking and seek to understand the causes of things in order to transform them. We help governments, NGOs and businesses tackle the world's problems.

An international community

We're one of the most internationally-diverse universities in the world. We're committed to building a vibrant, equitable and truly inclusive internationally-diverse environment.



I like the variety of courses on offer. This has really helped me discover where my interests lie. The topics we discuss in our courses are relevant to what's going on in the industry today. You know that you're learning something that you will use in your daily work after graduation. ”

Ahmed Saleh

Gaza, Palestine

MSc Accounting and Finance



Our strategy lays out the guiding principles and commitments that will help us shape the world's future, and achieve our ambition of being the leading social science institution with the greatest global impact.

Our three key priorities are:

1. Educate for impact

We'll work in partnership with our students to find innovative ways of learning, creating and collaborating; supporting them to better understand and shape our rapidly changing world.

2. Research for the world

We're international, interdisciplinary and issue-oriented. We'll build on these reputational strengths and take the lead in securing and defining the future of social sciences across the globe.

3. Develop LSE for everyone

We thrive on diversity – of people, ideas and interests. We'll invest in our community and enhance our services and infrastructure, so that we continue to attract the best and brightest, and enable every member of our community to excel.

lse.ac.uk/2030



Research

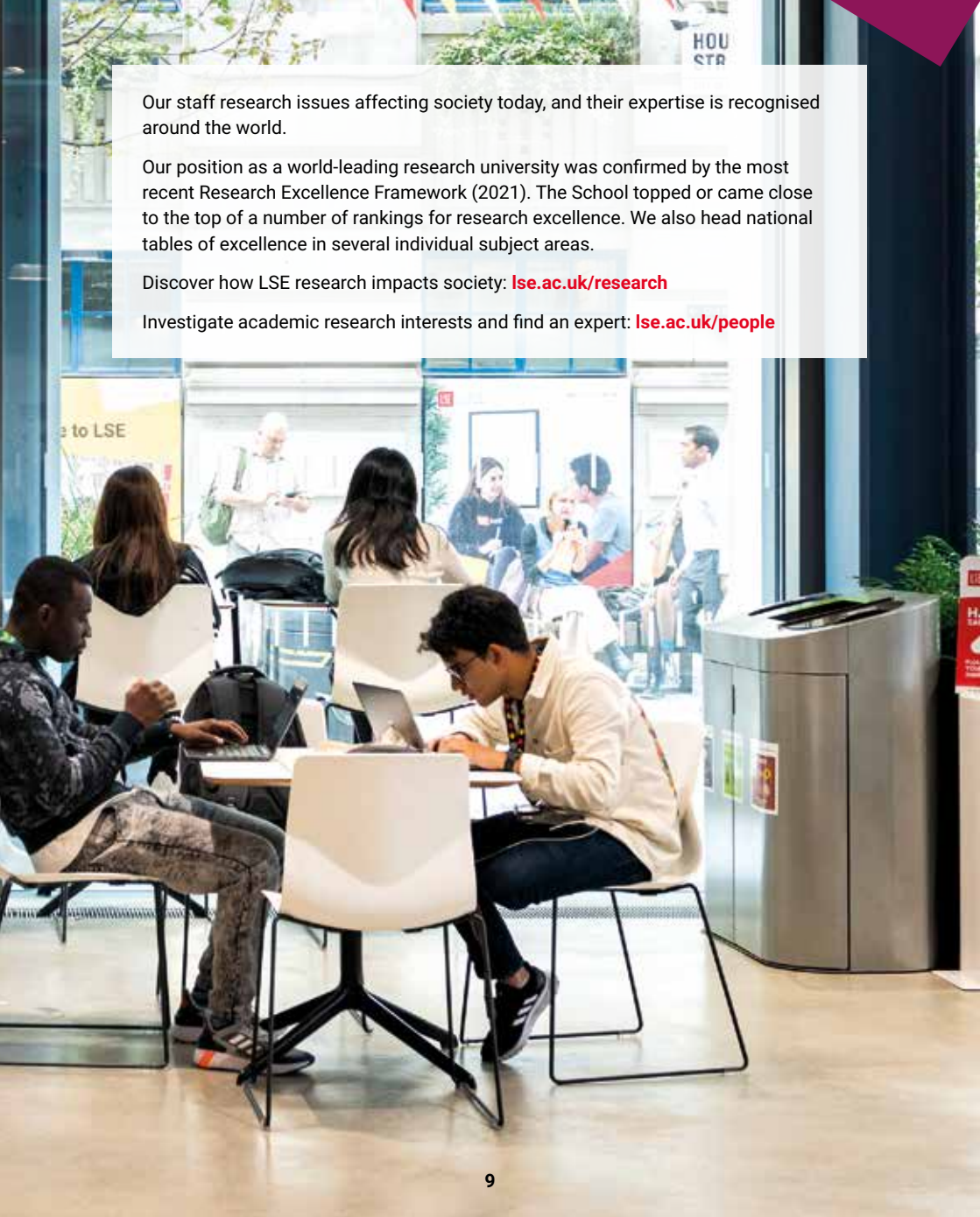


Our staff research issues affecting society today, and their expertise is recognised around the world.

Our position as a world-leading research university was confirmed by the most recent Research Excellence Framework (2021). The School topped or came close to the top of a number of rankings for research excellence. We also head national tables of excellence in several individual subject areas.

Discover how LSE research impacts society: lse.ac.uk/research

Investigate academic research interests and find an expert: lse.ac.uk/people





How can social science research and expertise shape the post COVID-19 world?

23 research projects have been awarded COVID-19 Rapid Response funding to address the challenges we face, both in terms of limiting the social and economic effects of the pandemic and helping to shape a better post-COVID-19 world.

[Ise.ac.uk/Research/covid-19-rapid-response-fund](https://lse.ac.uk/Research/covid-19-rapid-response-fund)



Improving refugee protection policies in Europe

Research by LSE's Migration Studies Unit, led by **Dr Eiko Thielemann**, on asylum policy in the European Union (EU) has informed reforms to the system of shared responsibility for refugees across member states.



Shaping global climate change policy

LSE's **Grantham Research Institute** has influenced national and global responses to climate change by demonstrating how climate policy can encourage sustainable economic growth.



Regulating media power in democracies

Research by the Department of Media and Communication's **Dr Damian Tambini** identified new legal concepts for constraining the power of platform companies, helping to protect media plurality and freedom of expression.



Measuring and improving safety culture in the aviation industry

By developing a methodology for systematically measuring safety culture in air traffic management, research by the Department of Psychological and Behavioural Science's **Dr Tom Reader** has helped to strengthen European air safety.



LSE offers a range of graduate study options, from a diploma and executive programmes to taught master's and research programmes. We've a number of joint or double degree options in partnership with other institutions. You may have the opportunity to study abroad at another institution during your studies too. In addition, we welcome visiting research students and staff from other institutions for short periods of time.

We also offer a number of other study programmes: short courses, summer schools (both at LSE and partner universities abroad), online certificate courses and University of London qualifications with academic direction from LSE.

Taught master's programmes

We teach over 140 taught master's across a wide range of subjects. The majority span one calendar year, though a few are nine or ten months long and others span two years. Many of our master's programmes can be studied part-time or full-time. We also offer a number of executive programmes designed for working professionals, some of which are taught in modular blocks, and others in the evenings.

For the majority of our master's programmes you'll attend lectures and seminars each week, as well as other group activities. You'll spend a lot of time undertaking independent study.

Most programmes also include a piece of independent research culminating in a dissertation, which you work on over the summer.

Research programmes

We offer a number of research programmes (MRes/PhD and MPhil/PhD programmes), which normally start in September. Both offer the chance to complete a substantial piece of supervised work worthy of publication. In addition, your programme may include some taught elements. The total duration of programmes varies. Some may be available part-time after discussion with your academic department.

We welcome applications that complement the academic interests of members of staff, and we recommend that you investigate staff research interests before applying.

You'll find all the latest information about our programmes online, including details on entry requirements, programme structure and fees and funding opportunities

lse.ac.uk/graduate
lse.ac.uk/study



We're here to help, whether you need academic assistance or support with your welfare and wellbeing.

Academic guidance and resources

Students on most master's programmes have an **academic mentor** who can advise and help with any academic, administrative or personal issues. Students also have additional support from their department: from class or seminar teachers, their programme director and from professional services staff.

LSE LIFE is the place to come for the skills you'll need to reach your goals at LSE and beyond. LSE LIFE offers workshops and personalised one-to-one advice sessions. They cover everything from academic writing and reading at a postgraduate level, preparing for exams, and doing a dissertation to managing your time and your workload, getting more comfortable with public speaking, taking charge of your personal finances, making the most of London and LSE – and much more.

The **PhD Academy** provides a physical and digital space for PhD students. It provides advice and registry services, delivers a professional development training programme – including support for those exploring non-academic careers – hosts events and activities, and is home to the School's ESRC-funded Doctoral Training Partnership.

LSE Library offers excellent print and online resources and a superb, modern study environment with extensive opening hours. Each academic department has a librarian who provides individual and group support to students.

We've all the **IT facilities** you would expect, from common desktop applications to specialist software, lecture capture, a virtual learning environment, and assistive technology for disabled students.

The **Language Centre** offers language courses and support related to the social sciences, including English language support, modern language courses, proofreading and translation.

Student welfare and wellbeing

The **Student Wellbeing Service** provides help and assistance to ensure that you get the most out of your experience at LSE. They bring together key student facing services:

- The **Disability and Mental Health Service** is the first point of contact for students with disabilities, long term medical and mental health conditions, and specific learning difficulties such as dyslexia. They can help you to create "My Adjustments" which is a way of putting in place agreed "reasonable adjustments" to support your studies.



- Students looking for support for their wellbeing can access the **Wellbeing Service**, which provides groups and workshops to help you develop new skills and coping techniques to support your wellbeing. You can discuss any issues you're experiencing and explore options of support, including a referral to the Student Counselling Service.
- Through the **Student Counselling Service**, you can access sessions with a professionally qualified and experienced counsellor to enable you to cope more effectively with personal or study difficulties.
- Finally, the **Peer Support Scheme** is a crucial service where students can talk to peer supporters, who are trained student volunteers, about anything they're worried about. Peer supporters offer a non-judgmental, confidential listening space to any LSE student.

Staff in the **Student Services Centre** are also there to answer general queries and can point you in the direction of other LSE services.

There is a **Deputy Head of Student Services (Advice and Policy)** who can provide advice and guidance and an **Adviser to Women Students** who is available to discuss any issues of concern to female students.

On campus we also have **St Philips Medical Centre**, which provides NHS Primary Care services to registered patients and **Sardinia House Dental Practice**, which offers discounted private dental services to LSE students.

The **Faith Centre** provides dedicated prayer and meditation spaces for our students and staff, and runs transformational leadership programmes throughout the year.

As well as running over 200 societies and 40 sports clubs, **LSE Students' Union (LSESU)** offers academic, personal and financial advice and funding.

lse.ac.uk/support-during-your-studies

Volunteering



Volunteering is a great way to help develop new skills and meet new people while making a difference. The LSE Volunteer Centre is here to inspire and empower you to volunteer for causes that you are passionate about during your time at LSE.

We work with organisations to advertise volunteering opportunities across London, the UK and internationally. Whether you're passionate about the environment or human rights or ready to change the world through campaigning or mentoring, we'll have an opportunity for you. Providing a range of short- and long-term opportunities there will be an opportunity to suit you and your interests. We also know that students are busy, and we run a comprehensive one-off volunteering programme to make sure you can fit it in.

Looking to meet charities? Join us at the LSE Volunteering Fair at the beginning of Autumn Term! It's the perfect way to find out how you can make a difference for a cause you're passionate about and hear from inspirational organisations looking to recruit LSE students as volunteers.

Charity Tuesday are another great way to meet charities as we invite a different charity onto campus to discuss their volunteering opportunities every week.

Or, if you're looking for a different way to get involved, consider joining our Community Engagement Programme – a longer-term consultancy project with a local charity – or developing your own student-led project.

lse.ac.uk/volunteercentre





Your LSE degree will be recognised internationally for its intellectual rigour and global focus, and LSE Careers offers a range of support to help you make the most of that. We'll be here to work with you throughout your time at LSE and beyond, with a range of events, appointments, resources and opportunities designed to help you build a successful and fulfilling career.

As an LSE student, you'll be able to access:

- professional skills workshops on CV writing, interviewing, job search strategy, presentations and more;
- alumni insight sessions;
- sector-specific and location-specific careers programmes (including careers fairs and employer recruitment events);
- jobs boards (advertising part-time, full-time, voluntary, internship, graduate and experienced hire positions);
- one-to-one career discussions and practice interviews, including dedicated appointments for disabled students;
- support for PhD students including a dedicated careers consultant and specialist programme of events.

lse.ac.uk/careers

Where do LSE graduates go?

LSE graduates go on to great things in a variety of sectors around the world – from careers in NGOs and development, to roles in the public sector, banking and running their own businesses. As an LSE alum, you'll also have access to LSE Careers for up to five years after the end of your programme.

lse.ac.uk/graduate-destinations

Entrepreneurship support

LSE Generate is the School's home for entrepreneurs, providing end-to-end support for students and alumni who are at any stage of building socially responsible start-ups in the UK and worldwide.

We aim to support socially responsible businesses at any stage of their business venture, here in the UK and across the globe via our international innovation hubs. We offer a massive range of innovative events and digital resources to help develop your entrepreneurial skills and your fantastic ventures, as well as providing mentoring, funding opportunities and a flagship accelerator programme to set you on the right track for your startup. We support founders across the globe, but our main hub is on campus in the GenDen, where you can come along at any time to chat to some like-minded innovators and find out more about entrepreneurship at LSE.

lse.ac.uk/generate



LSE has a great reputation with employers. Thanks to the extensive career support here, I was successful in landing a job at an investment bank focused on technology-driven growth companies. ”

Meerim Amanova
Bishkek, Kyrgyzstan
MSc Risk and Finance



Our campus

We're based on a single campus in the centre of London, nestled between Aldwych and Lincoln's Inn Fields. Although the surrounding area is alive with activity, many of the streets around campus are pedestrianised. This creates a strong sense of community.

As an LSE student, you don't tend to be based in just one building, and you'll normally have classes in different locations. Not to worry, though – the campus is nice and compact, and it only takes about five minutes to walk from one end to the other. On your way to your class, lecture, the library or café, you're likely to bump into your classmates or teachers.



Being taught by world-leading specialists who live and breathe their subject is really inspiring. It makes you feel like you're involved in a place where world changes are being influenced. ”

Claire Waghorn

Nelson, New Zealand

MSc International Relations



Key

CBG Centre Building	LAK Lakatos Building	LRB Lionel Robbins Building, Library	POR 1 Portsmouth Street
CKK Cheng Kin Ku Building	LCH Lincoln Chambers	MAR The Marshall Building	SAR Sardinia House
CLM Clement House	5LF 5 Lincoln's Inn Fields	OLD Old Building	SAW Saw Swee Hock Student Centre
COL Columbia House	35L 35 Lincoln's Inn Fields	OCS Old Curiosity Shop	SHF Sheffield Street
CON Connaught House	49L 49 Lincoln's Inn Fields (Coopers)	PAN Pankhurst House	SAL Sir Arthur Lewis Building
COW Cowdray House	50L 50 Lincoln's Inn Fields	PAR Parish Hall	STC St Clement's Clare Market
FAW Fawcett House		PEA Peacock Theatre	
KGS King's Chambers		PEL Pethick-Lawrence House	
KSW 20 Kingsway			



All buildings have wheelchair access and lifts, except, KGS, KSW*, POR* and SHF.
*KSW 20 Kingsway (Language Centre only), *POR 1 Portsmouth Street (Shop only).

Disabled access

After 6.30pm, please call Security Control on **020 7955 6200** to ensure that any disabled access doors are open. Also see: lse.ac.uk/lse-information/campus-map. For access to 20 Kingsway, please call security staff on **020 7955 6200** to set up the portable ramp in the entrance foyer.

Access guides to LSE buildings

AccessAble have produced detailed access guides to the LSE campus and residences, and route maps between key locations. These access guides, and route maps, are available at: accessable.co.uk/organisations/london-school-of-economics



LSE offers all the facilities you'd expect from a global university.

Online, you can explore the facilities available on campus, including study spaces, sports opportunities, and our food and drink outlets.

We're committed to investing and improving our campus. In 2019, the £125 million Centre Building was completed, and the Marshall Building opened in 2022.

Next door to the campus is the Royal Courts of Justice, while the City of London financial district, Westminster, and the Houses of Parliament are all within easy reach.

This means a wealth of resources are on your doorstep. It's not all about studying either; around the corner, you'll find the West End, the heart of London's theatre scene, not to mention many other London sights and attractions.

Find out more about our campus, its facilities, and see our campus tour video online.

lse.ac.uk/facilities

lse.ac.uk/campus







Heart of London

The School's location in central London is fundamental to its identity. LSE looks out over the London skyline rather than green fields. It's stimulating, cosmopolitan and very much part of the real world.



We've a variety of styles of accommodation to suit all sorts of different needs. Options include single, double, or shared rooms, as well as studios and flats. University accommodation can offer a great chance to get to know other students, particularly if you're new to London.

We'll open a new hall of residence, Eleanor Robeson House, in September 2024. The hall will be exclusively for LSE students and contain 676 single ensuite bedrooms, a gym, a roof terrace and communal study spaces.

Our halls range in size from those housing around 365 students (Lilian Knowles House) to those housing over 1,000 students (urbanest Westminster Bridge). Some halls of residence are very close to campus (less than 500 metres away), while others are a little further away (around 6 kilometres away).

There's a lot of choice. On our website, you can browse through all of our accommodation options, filtering by price, room type, and facilities. You'll also find all the details about how and when to book.

Private accommodation

If you'd like to live in private accommodation, we can also help with this. We can provide you with access to property listings, the ability to contact other LSE students looking for housing, updates on housing news, act as your guarantor, and more. Find out more about the support available on our website.

lse.ac.uk/accommodation



If you can get student accommodation, you should definitely take it. It's so much more convenient, and there's always someone there to help. ”





Applying to LSE

We try to make the application process as simple as possible. All the information you need is online on our webpages and in our Knowledge Base. If you've a question, check there first, as you'll get an answer immediately. We send emails to keep you up to date with the process. Make sure that you read them and take action when necessary. Go to lse.ac.uk/graduate for full and up-to-date details.

1 Do your research

Which programme?

On our website, view our available programmes page or use the programme finder to see what we offer (lse.ac.uk/programmes/search-courses). Our programme pages show the structure, entry requirements and all the information you need to help you decide which programme to apply for. Our website will also suggest other programmes which have a similar or complementary focus to those you search for. You can select a second choice in case you're not successful for your first choice.

Be thorough in your research and read all the information on the programme pages carefully. Many programmes have specific entry requirements or deadlines, and some give specific guidance for writing your statement of academic purpose. For all programmes, our selectors will look at your statement of academic purpose to see how well you understand the programme and how it relates to your academic background and aspirations.

Which supervisor (MRes/ PhD and MPhil/PhD applicants only)?

Check the research interests of our faculty members online to see who is likely to be the most suitable supervisor for

your research topic. Some departments encourage you to contact academics before you apply. See the programme pages on our website for guidance.

General entry requirements

Taught programmes

The standard minimum entry requirement is an upper second-class honours (2:1) degree from a UK university or the international equivalent. Some programmes have higher requirements.

Some programmes require the submission of additional test scores (GRE or GMAT) alongside your transcripts.

Research programmes

The standard minimum entry requirement is a master's degree with merit from a UK university or the international equivalent.

International qualifications

On our website, our country pages give details of how we consider international qualifications.

lse.ac.uk/international-students

English language

You can apply to LSE without taking a language test, but you'll need to demonstrate your proficiency in English before starting here. If necessary, we'll set an English test condition as part of your offer. lse.ac.uk/grad/english





2 Apply early

Deadlines and availability

For master's study, we run a rolling admissions system. Programmes close once all places have been filled. When possible, we inform applicants who have already begun an application that a programme is close to closing, but changes can occur quickly and programmes may close without warning. Our advice is always to complete and submit your application as early as possible. We keep our available programmes page up-to-date so you can see the status of your programme.

If you wish to be considered for financial support from LSE, then you must submit your academic admissions application before the relevant financial support application deadline. There are different deadlines depending on the programme you want to study. See page 30 of this brochure and check out our website for more information about applying for financial support.

Gathering your documents

- Request up-to-date transcripts for each of your university-level qualifications;
- Take the GRE or GMAT test if your programme requires it;
- Prepare your CV;
- Write your statement of academic purpose. Make sure you check the programme page for any specific requirements;
- Speak to your referees to make sure that they're willing and able to supply a reference for you in good time. We only need two references – there's no need to supply more unless your third reference has very particular relevance to your programme;
- If you're applying for a research programme, prepare a sample of your written work (stick to our word limit) and a research proposal, following the guidelines for your programme.

Our website has more detailed guidance for all elements of the application.

Apply online

Our online application form opens on 9 October 2023. Set up your account with an email address that you access regularly and set a password you'll remember. You must upload all required documents and nominate your referees before submitting your application. The administrative fee is £95.



3 After you apply:

- Add our domain, **lse.ac.uk**, to your list of safe senders and check your junk folder regularly so you don't miss our emails;
- Keep an eye on processing times on our website so you know when to expect to hear from us. It can take up to eight weeks for taught programmes and longer for research programmes, depending on how many other applications are in the queue or when the relevant departmental research admissions panel takes place;
- Track the status of your application using our new portal – we'll give you access to do this when we acknowledge your application;
- You can also use the portal to make changes to your application, find answers to questions and send us any documents we may ask for;
- Applicants for taught programmes can use the portal to apply for financial support;
- Check our information for applicants and offer holders. Everything you need to know is on our website, so you can find answers to your questions immediately without having to contact us;
- Good luck with your application!



Fees and funding

Tuition fees

You'll find tuition fee amounts for each programme on our website. We also provide details of what the tuition fees cover, payment options and any available discounts.

Scholarships and other funding

We provide generous financial support each year to our graduate students with both Home and Overseas fee status. At master's level, the majority of funding opportunities are awarded on the basis of financial circumstances. For research programmes, there are a range of prestigious merit-based studentships available, funded by LSE, external partnerships, research councils and philanthropic giving.

Applying for funding

Master's and diploma programmes (excluding executive and modular programmes)

After you submit your application for admission, you'll be given access to complete the Graduate Financial Support Application form online. We'll use this application to consider you for LSE administered funding, provided you receive an offer of admission, and submit your Graduate Financial Support Application before the deadline of 25 April 2024. You don't need to wait for an offer of admission before submitting your Graduate Financial Support Application. Please note that by providing a personal statement with your Graduate Financial Support Application, you'll be considered for all the scholarships that you're eligible for.

MPhil/PhD programmes

There's no separate application for funding. Academic departments nominate offer holders for all LSE administered studentships based on the application for admission.

This includes those students eligible for ESRC funding, who'll also be nominated by their department for consideration for an ESRC Studentship.

To be considered for any funding for which you're eligible, you should ensure you complete your application for admission by a specific date. For the Law School, the closing date is 1 December 2023, for Economics this is 14 December 2023.

For other academic departments this could be 15 January 2024 or 25 April 2024. Please check the PhD programme information page to clarify which date applies.

External funding

Some funding is available from the UK Government for eligible students, such as the postgraduate master's loan, postgraduate doctoral loan, and the Disabled Student's Allowance. Depending on your nationality/country of residence, you may be able to apply for funding in your home country for study at LSE.

You'll find more details about funding opportunities on the fees and funding web pages:

lse.ac.uk/grad/fees-funding

Meet, visit and discover LSE



Attend our Virtual Graduate Open Events (VGOEs) from 13 to 24 November 2023 or watch the recordings at your leisure. The VGOEs are an annual series of online sessions delivered by LSE's academic departments, current students and support services.

You can also meet us in a city near you; attend one of our regular online discovery sessions, and get a taste of what it's like to study at LSE by following our student bloggers and vloggers.

If you're in London we encourage you to visit campus for a guided or self-guided tour and you can speak with staff at one of our drop-in consultation sessions. Alternatively, you can submit your questions via our Live Chat service.

lse.ac.uk/VGOE

lse.ac.uk/meetlse





Accounting

MRes/PhD Accounting (Accounting, Organisations and Institutions)

MRes/PhD Accounting (Economics of Accounting)

Diploma Accounting and Finance

MSc Accounting and Finance

MSc Accounting, Organisations and Institutions

Anthropology

MRes/PhD Anthropology

MSc Anthropology and Development

MSc China in Comparative Perspective

MSc Social Anthropology

Social Anthropology (Religion in the Contemporary World)

Economic History

MPhil/PhD Economic History

LSE-Leipzig Double Degree in Global Studies and Economic History

MSc Economic History

MSc Economic History (Research)

MSc Financial History

MSc Political Economy of Late Development

Learn more
about our **taught**
programmes:



Learn more
about our **research**
programmes:





Economics

MRes/PhD Economics

MSc Econometrics and Mathematical Economics

MSc Economics

MSc Economics (2-year programme)

European Institute

MPhil/PhD European Studies

LSE-Bocconi Double Degree European and International Public Policy and Politics

LSE-Columbia Double Degree European Politics, Conflict and Culture

LSE-Fudan Double Degree Global Political Economy of China and Europe

LSE-Sciences Po Double Degree in European Studies

MSc Culture and Conflict in a Global Europe

MSc European and International Politics and Policy

MSc International Migration and Public Policy

MSc Political Economy of Europe

Finance

MRes/PhD Finance

MSc Finance

MSc Finance and Economics

MSc Finance and Private Equity

MSc Risk and Finance

Gender Studies

MPhil/PhD Gender

MSc Gender



Gender Studies (continued)

MSc Gender (Research)

MSc Gender (Rights and Human Rights)

MSc Gender (Sexuality)

MSc Gender, Development and Globalisation

MSc Gender, Media and Culture

MSc Gender, Peace and Security

MSc Gender, Policy and Inequalities

Geography and Environment

MPhil/PhD Economic Geography

MPhil/PhD Environmental Economics

MPhil/PhD Environmental Policy and Development

MPhil/PhD Human Geography and Urban Studies

MPhil/PhD Regional and Urban Planning Studies

LSE-PKU Double Double Degree Environmental Policy, Technology and Health (Environment and Development)


LSE-PKU Double Double Degree Environmental Policy, Technology and Health (Environmental Economics and Climate Change)


LSE-PKU Double Double Degree Environmental Policy, Technology and Health (Environmental Policy and Regulation)

LSE-Sciences Po Double Degree Urban Policy

MSc Environment and Development

MSc Environmental Economics and Climate Change

Learn more
about our **taught**
programmes: 

Learn more
about our **research**
programmes: 



Geography and Environment (continued)

MSc Environmental Policy and Regulation

MSc Geographic Data Science

MSc Human Geography and Urban Studies (Research)

MSc Local Economic Development

MSc Real Estate Economics and Finance

MSc Regional And Urban Planning Studies

MSc Urbanisation and Development

Government

MRes/PhD Political Science

MSc Political Science (Conflict Studies and Comparative Politics)

MSc Political Science (Global Politics)

MSc Political Science (Political Behaviour)

MSc Political Science (Political Science and Political Economy)

MSc Political Theory

MSc Public Policy and Administration

MSc Regulation

Health Policy

MPhil/PhD Health Policy and Health Economics

LSE-LSHTM MSc Health Policy, Planning and Financing

MSc Global Health Policy

MSc Health Data Science

MSc International Health Policy

MSc International Health Policy (Health Economics)



International Development

MRes/PhD International Development

LSE-Sciences Po Double Degree Political Economy of Development

MSc Development Management

MSc Development Studies

MSc Economic Policy for International Development

MSc Health and International Development

MSc International Development and Humanitarian Emergencies

International History

MPhil/PhD International History

LSE-Columbia Double MA International and World History

LSE-NUS Double MA Degree Asian and International History

LSE-PKU Double Degree International Affairs

MA Modern History

MSc Empires, Colonialism and Globalisation

MSc History of International Relations

MSc International and Asian History


MSc Theory and History of International Relations


International Relations

MPhil/PhD International Relations

LSE-Sciences Po Double Degree Affaires Internationales

MSc International Political Economy

Learn more
about our **taught**
programmes: 

Learn more
about our **research**
programmes: 



International Relations (continued)

MSc International Political Economy (Research)

MSc International Relations

MSc International Relations (Research)

Law School

MPhil/PhD Law

Master of Laws (LLM)

Management

MPhil/PhD Management (Information Systems and Innovation)

MRes/PhD Economics and Management

MRes/PhD Management (Employment Relations and Human Resources)

MRes/PhD Management (Marketing)

MRes/PhD Management (Organisational Behaviour)

Global Master's in Management

MSc Economics and Management

MSc Human Resources and Organisations (Human Resource Management/CIPD)

MSc Human Resources and Organisations (International Employment Relations and Human Resource Management)

MSc Human Resources and Organisations (Organisational Behaviour)

MSc Management

MSc Management and Strategy

MSc Management of Information Systems and Digital Innovation

MSc Marketing

MSc Social Innovation and Entrepreneurship





Coming to LSE truly is one of the best decisions I've ever made. Beyond the academics (which are great), the experience of living in London is something I struggle to put into words, as I really do need to pinch myself sometimes. ”

Samuel Roberts
Coldbrook, Canada
MSC Human Resources and Organisations



Mathematics

MPhil/PhD Mathematics

MSc Applicable Mathematics

MSc Financial Mathematics

MSc Operations Research and Analytics

Media and Communications

MPhil/PhD Data, Networks and Society

MPhil/PhD Media and Communications

LSE-Fudan MSc Global Media and Communications

LSE-UCT MSc Global Media and Communications

LSE-USC MSc Global Media and Communications

MSc Media and Communications

MSc Media and Communications (Data and Society)

MSc Media and Communications (Media and Communication Governance)

MSc Media and Communications (Research)

MSc Media, Communication and Development

MSc Politics and Communication

MSc Strategic Communications and Society


Methodology


MPhil/PhD Demography (Social/Formal)

MPhil/PhD Social Research Methods

MSc Applied Social Data Science

MSc Social Research Methods

Learn more
about our **taught**
programmes: 

Learn more
about our **research**
programmes: 



Philosophy, Logic and Scientific Method

MPhil/PhD Philosophy

MSc Philosophy and Public Policy

MSc Philosophy of Economics and the Social Sciences

MSc Philosophy of Science

Psychological and Behavioural Science

MPhil/PhD Psychological and Behavioural Science

MSc Behavioural Science

MSc Organisational and Social Psychology

MSc Psychology of Economic Life

MSc Social and Cultural Psychology

MSc Social and Public Communication

School of Public Policy

LSE-Columbia Double Master of Public Administration (MPA)

LSE-Sciences Po Double MPP/MPA

LSE-Toronto Double MPA and Master of Global Affairs

Master of Public Administration (MPA)

Master of Public Policy (MPP)

MPA Data Science for Public Policy

Social Policy

MPhil/PhD Social Policy

LSE-Fudan Double Master's International Social and Public Policy

MSc Criminal Justice Policy

MSc International Social and Public Policy

MSc International Social and Public Policy (Development)

MSc International Social and Public Policy (Education)



Social Policy (continued)

MSc International Social and Public Policy (Migration)

MSc International Social and Public Policy (Non-Governmental Organisations)

MSc International Social and Public Policy (Research)

Sociology

MPhil/PhD Sociology

MSc City Design and Social Science

MSc Culture and Society

MSc Economy and Society

MSc Human Rights

MSc Human Rights and Politics

MSc Inequalities and Social Science

MSc Political Sociology

MSc Sociology

Statistics

MPhil/PhD Statistics

MSc Data Science

MSc Quantitative Methods for Risk Management

MSc Statistics


MSc Statistics (Financial Statistics)


MSc Statistics (Financial Statistics) (Research)

MSc Statistics (Research)

MSc Statistics (Social Statistics)

MSc Statistics (Social Statistics) (Research)

Learn more
about our **taught**
programmes: 

Learn more
about our **research**
programmes: 



Executive programmes

Executive Global Master's in Management

Executive Master of Laws (ELLM)

Executive Master of Public Administration

Executive MSc Behavioural Science (modular)

Executive MSc Cities

MSc Finance (part-time)

Executive MSc Health Economics, Outcomes and Management in Clinical Sciences

Executive MSc Health Economics, Policy and Management

Executive MSc Healthcare Decision Making (in collaboration with NICE)

MSc International Strategy and Diplomacy

Executive MSc Social Business and Entrepreneurship

TRIUM Global Executive MBA

You must note that while care has been taken to ensure that the information contained in this publication was accurate at the time of it being printed, circumstances might have arisen since that time that have caused certain pieces of information to no longer be relevant. In some circumstances, the School may consider it necessary to subsequently change, suspend or withdraw a course or programme of study, or change the fees that apply to it. The School will neither be liable for information that after publication becomes inaccurate or irrelevant, nor for changing, suspending or withdrawing a course or programme of study due to circumstances outside of its control, which includes but is not limited to a lack of demand for a course or programme of study, industrial action, fire, flood or other environmental or physical damage to premises. You must also note that places are limited on some courses and/or subject to specific entry requirements. The School cannot therefore guarantee places on its courses. You should visit the School's Calendar (lse.ac.uk/calendar), or contact the relevant academic department, for information on the availability and/or content of courses and programmes of study. Certain substantive changes will be listed on the "Updated graduate course and programme information page" at lse.ac.uk/calendar



Promoting equality, championing diversity and developing an inclusive LSE

At LSE you'll find peers, academics and members of staff from all over the world who engage with each other across identities, cultures, nations, ethnicities, sexualities, religions, and personal backgrounds – celebrating and understanding our differences.

One of our guiding principles in LSE's 2030 Strategy is to sustain excellence through an inclusive and diverse community. We work to build a School – and a society – in which everyone is able to fulfil their potential, and everyone's contribution is valued to support their preparation for a life and career in the global 21st century.

As members of LSE, we're all responsible for interacting with mutual respect and open-mindedness, and for valuing the multicultural and diverse community that we share.

In support of this, LSE has a number of important initiatives that are designed to lead to equity, diversity and inclusion for us all:

- **Ethics Code** – The LSE community is expected to act to the highest standards of ethical integrity, in accordance with the ethical principles set out in our Ethics Code. [lse.ac.uk/ethics](https://www.lse.ac.uk/ethics)
- **Making a choice** – The campaign acts to support you and staff in playing an active role in promoting consent, respect and positive interventions in support of a welcoming environment for all at LSE. [info.lse.ac.uk/making-a-choice](https://www.lse.ac.uk/making-a-choice)
- **Report it Stop it** – We encourage you and staff to use the online reporting form to report any incidents of bullying and harassment. [info.lse.ac.uk/making-a-choice/report-an-incident](https://www.lse.ac.uk/making-a-choice/report-an-incident)
- **Safe contacts** – They're members of staff who've received enhanced sexual violence training and can offer a confidential "signposting" service for staff and students experiencing any form of bullying, harassment, racial harassment or sexual violence. [info.lse.ac.uk/making-a-choice/safe-contacts](https://www.lse.ac.uk/making-a-choice/safe-contacts)
- **Rape Crisis and SurvivorsUK** – We've partnered with both organisations to provide specialist support to anyone who has experienced sexual violence. [info.lse.ac.uk/Making-a-choice/What-is-sexual-violence](https://www.lse.ac.uk/Making-a-choice/What-is-sexual-violence)
- **Consent.ed** – An educational programme that explores issues around consent, and provides an opportunity for us to discuss how we can look out for one another and create a respectful and inclusive campus. LSE students are expected to take part in the Consent.ed sessions. [info.lse.ac.uk/Making-a-choice/Consent.Ed](https://www.lse.ac.uk/Making-a-choice/Consent.Ed)
- **LGBTQ+ role models and allies directory** – Provides a list of staff who are LGBTQ+ Roles Models and Allies. If you'd like to get in touch with LSE's LGBTQ+ (lesbian, gay, bisexual, trans, queer) role models and allies, check out the directory by visiting [lse.ac.uk/LGBTplus](https://www.lse.ac.uk/LGBTplus)



- **AccessAble** – Provides accessibility guides of all buildings on LSE’s Campus. accessible.co.uk/london-school-of-economics/
- **Race Equity Framework** – Developed for improving the representation and attainment of BME (Black And Minority Ethnic) students at the undergraduate, postgraduate taught and postgraduate research levels, and improving the representation and progression of BME staff in academic and PSS (Professional Services Staff) roles. lse.ac.uk/race-equity-framework
- **LSE Students’ Union** – You can view all student reps, including Women’s, LGBTQ+, Black, Asian and Minority Ethnic, and Neurodiversity and Disability Officers on their website lsesu.com/voice/student-reps/

If you’d like to find out more about these and other initiatives and the information and support available to you, please contact us via email (edi@lse.ac.uk), visit our website (info.lse.ac.uk/staff/divisions/equity-diversity-and-inclusion/Home-new), follow us on Twitter (@[EDI_LSE](https://twitter.com/EDI_LSE)) or visit our blog (blogs.lse.ac.uk/equitydiversityinclusion).

lse.ac.uk/graduate



twitter.com/studyLSE



facebook.com/lseps/



tiktok.com/@lse



instagram.com/londonschoolofeconomics/



[linkedin.com/school/
london-school-of-economics/](https://linkedin.com/school/london-school-of-economics/)



youtube.com/user/lsewebsite

Student Marketing, Recruitment
and Study Abroad
Pankhurst House, Seventh Floor
The London School of Economics
and Political Science
London, WC2A 2AE

lse.ac.uk/meet-lse

The information in this publication can be made available in alternative formats. If required please email prospectuses@lse.ac.uk

©2023

Registered address: The London School of Economics and Political Science, Houghton Street, London WC2A 2AE

LSE holds the dual status of an exempt charity under Section 2 of the Charities Act 1993 (as a constituent part of the University of London), and a company limited by guarantee under the Companies Act 1985 (Registration no. 70527).

Freedom of thought and expression is essential to the pursuit, advancement and dissemination of knowledge. LSE seeks to ensure that intellectual freedom and freedom of expression within the law is secured for all our members and those we invite to the School.

On rare occasions, UK universities experience industrial action by staff which may prevent the full range of services, including teaching, being offered to students. If services are affected by industrial action or other events beyond the School's control, the School will use its best endeavours to provide alternative facilities. Students should be aware that the School will not issue refunds of fees where industrial action or other events beyond the School's control affect teaching or other services.

Published by: Academic Registrar's Division, LSE

Design: LSE Design Unit

Published: October 2023

Acknowledgements: thanks to all the students who gave their permission for us to publish their photographs in this prospectus.