




THE LONDON SCHOOL
OF ECONOMICS AND
POLITICAL SCIENCE ■



The General Course

Offer Pack
2024/25





Term dates – LSE Academic Year 2024-25

LSE WELCOME

Monday 23 September – Friday 27 September 2024

AUTUMN TERM

Monday 30 September – Friday 13 December 2024

JANUARY EXAMS

Wednesday 8 – Friday 17 January 2025

WINTER TERM

Monday 20 January – Friday 4 April 2025

SPRING TERM

Tuesday 6 May – Friday 20 June 2025





Congratulations on your offer of admission to the General Course

I am pleased to enclose your official Offer Pack for the General Course, 2024/25.

The information that follows is intended to make your preparations for arrival in London and your first days and weeks at the School as stress-free and enjoyable as possible. You should read this Pack carefully and use the weblinks provided. Please also look out for updates emailed to you before the start of the academic year.

LSE is one of the world's foremost centres for the study of the social sciences. It attracts students from over 150 countries, and it offers you a unique blend of leading academic teaching and research. Our identity and character are closely linked with our location in central London, an exciting and lively place to live, work and study. This benefits the School in many ways, not least because we enjoy relationships with many of the national and international institutions and organisations located in the city. We also provide a unique forum for debate; every week sees many high-profile speakers come to the School.

While you are here, you will be part of a vibrant and stimulating community with student societies representing hundreds of different interests for you to join, making your experience as diverse and exciting as you want it to be.

I'm confident that your time at LSE will be both enjoyable and rewarding, providing you with knowledge and experience that will prove hugely beneficial in your future academic, personal and professional careers.

I am delighted we have made you an offer and look forward to welcoming you to the School in September.



Will Breare-Hall

Deputy Head of Student Recruitment (International and Study Abroad)



Contents

Summary of key dates and actions	4	Your year of discovery	24
Welcome to LSE and the General Course	7	The General Course Social Calendar	24
Welcome website and LSE For You	7	Differences between studying overseas and at LSE	26
Making contacts now	8	Your LSE academic programme	28
Before you arrive	9	General Course assessment	29
Student accommodation	9	Sample transcript – General Course 2024/25	30
Private accommodation	9	Interrupting your studies	30
Payment for LSE accommodation	10	Transferring to an LSE degree	30
Academic matters	11	Working in the UK	30
Financial matters	11	Internships	31
LSE Financial Undertaking Form	11	LSE support services	32
John C Phelan General Course Scholarships	11	Student Services Centre	32
International Students House Accommodation Scholarships	12	Data and Technology Services at LSE	32
General Course tuition fee	12	LSE Library services	34
How to pay	12	The Shaw Library	35
Estimated living costs	13	LSE LIFE	35
Visas and UK immigration requirements	14	LSE Language Centre	36
Arriving in the UK	17	LSE Faith Centre	37
Getting from the airport	17	LSE Student Counselling Service	37
Getting around	18	Disability and Mental Health Service	37
Safety	18	LSE Students' Union (LSESU)	38
What to bring with you, what to leave behind	19	Gym and fitness	39
Your first days at LSE	20	Catering facilities	39
LSE Welcome and campus enrolment	20	LSE Careers	39
The Dean of the General Course and Global Mobility	21	LSE Generate	40
Opening a student bank account in the UK	21	Volunteering Centre	40
Register with a GP	22	Graduate studies at LSE	40
		LSE Alumni	40
		Around LSE	41
		Useful links	43
		Sources of further information	43



Summary of key dates and actions

Below is a summary of important documents, activities and dates (with relevant page references) for the start of your year at LSE as a General Course student:

Action	Date 2024	Done
Complete and submit your Financial Undertaking Form (FUF) online (page 11)	Within 28 days of receiving your offer	<input type="checkbox"/>
Apply for a place in LSE or University of London accommodation (page 9)	By Sunday 9 June	<input type="checkbox"/>
If necessary, arrange visa with UK Embassy or Consulate (page 14)	Mid-July	<input type="checkbox"/>
Submit English language test scores, if required	By Wednesday 31 July	<input type="checkbox"/>
Complete and submit the Course Preference Survey (page 11)	By Thursday 1 August	<input type="checkbox"/>
Submit required documentation, ie, an official transcript	By Thursday 15 August	<input type="checkbox"/>
Apply for an internship (page 31)	In the summer	<input type="checkbox"/>
Register online as a General Course student	In the summer	<input type="checkbox"/>
Get vaccinated – all students admitted to universities in the UK are advised to obtain the MenACWY vaccine and to ensure their vaccinations are up to date (page 23)	August – September	<input type="checkbox"/>
Welcome website will be available (page 7)	Early August	<input type="checkbox"/>
Attend an online “Destination LSE” pre-departure event to make contact with fellow General Course students (page 7)	July – August	<input type="checkbox"/>



Action	Date 2024	Done
Arrive to locate private rented accommodation if you have not been allocated a room in an LSE or University of London hall of residence (page 9)	Sunday 25 August – Saturday 22 September	<input type="checkbox"/>
Set up your LSE personal email (page 33)	Early September	<input type="checkbox"/>
Submit your course choices online (page 11)	Early September	<input type="checkbox"/>
Obtain sufficient UK currency or an international credit/debit card to last you until you open your UK bank account (page 21)	Mid-September	<input type="checkbox"/>
Access to rooms in halls of residence (page 9)	From Sunday 22 September	<input type="checkbox"/>
Campus enrolment (page 20)	Monday 23 September	<input type="checkbox"/>
General Course Welcome Presentation (page 20)	Monday 23 September	<input type="checkbox"/>
Study Abroad Boat Party (page 20)	Monday 23 September	<input type="checkbox"/>
Campus tours (page 20)	Monday 23 September	<input type="checkbox"/>
Register with your local doctor (page 22)	Once you have a settled address	<input type="checkbox"/>
LSE Welcome activities (page 20)	Between Monday 23 September and Friday 27 September 2024	<input type="checkbox"/>
Inductions to student support services (page 21)	Between Monday 23 September and Friday 27 September 2024	<input type="checkbox"/>
Departmental meetings and meetings with academic advisers (page 21)	Between Monday 23 September and Friday 27 September 2024	<input type="checkbox"/>
Students' Union "Freshers' Fair" – join societies! (page 20)	Between Monday 23 September and Friday 27 September 2024	<input type="checkbox"/>
Open a bank account once you have registered – you will need your certificate of registration (page 21)	Monday 23 September onwards	<input type="checkbox"/>



Action	Date 2024	Done
Coach tour of London (page 24)	Tuesday 24 September	<input type="checkbox"/>
Cumberland Lodge residential visit (page 24)	Friday 27 September – Sunday 29 September	<input type="checkbox"/>
Teaching begins (page 28)	Monday 30 September	<input type="checkbox"/>
Pay either your first instalment or your full tuition fees (if you or your home university have not already paid them) (page 12)	By Monday 28 October	<input type="checkbox"/>
Update your term-time address and other contact details on LSE for You (page 7)	By mid-October	<input type="checkbox"/>
Deadline for selecting year-long and Autumn Term courses (page 28)	Monday 14 October, 5pm	<input type="checkbox"/>



The General Course is a window that leads to a world of opportunities.

Patrick Daniel
St Francis College, NYC





Welcome to LSE and the General Course

We look forward to seeing you and your fellow General Course students from universities all over the world when you join us in September.

We want you to experience a challenging and rewarding year in London and past experience tells us that this is very likely to happen. London is a remarkable city and we believe that LSE, its location, its faculty and particularly its students, make up a remarkable institution; you will be a full member of this exceptionally international academic community.

On arrival, you will be joining more than 5,700 full-time undergraduate and 7,000 postgraduate students. Like you, the majority of these students will be newly arrived “overseas” students who are spending just one academic year at LSE. This means that none of you will be identified as “international” students. You will be a “student” just like all the others at the School.

This is because the General Course is not a separate programme. You will share the LSE experience with our undergraduates in their very specialised three-year degree programmes, share the same housing and social life, follow the same courses of study, attend the same lectures and classes, and sit the same end-of-year exams.

The only differences are that you will choose the courses you want – “they” will have to follow courses dictated by their degree regulations – and at the end of the year you will receive grades for your coursework in addition to grades for your exams – “they” only get marks for their exams.

Welcome website and LSE for You

Information on a range of topics relevant to your year at LSE will be available on the Welcome website (welcome.lse.ac.uk) in August 2024. You should check this on a regular basis.

In early September, you will be sent guidance on setting up your LSE email account through LSE for You. LSE for You provides access to a range of LSE services including timetable information, your tuition fee account, accommodation, address maintenance and password change. The site uses an encrypted connection to ensure that your data remains confidential. Once you are enrolled as a student, your LSE email address and the LSE for You portal are used by the School as our main methods of communication. Use LSE for You to keep your address up-to-date – **this is extremely important.**



Academically, culturally and socially, LSE offers the best study abroad experience out there.

Matthew Frisch
University of Pennsylvania



Making contacts now

“Destination LSE” pre-departure sessions

LSE organises online pre-departure sessions for all its new students. These sessions give you the chance to learn more about a variety of different aspects of studying at LSE and provide an opportunity for you to meet other offer holders before you arrive at the School. Further information will be available on our website closer to the time: [lse.ac.uk/study-at-lse/meet-visit-and-discover-LSE/events/events-for-offer-holders/destination-lse](https://lse.ac.uk/study-at-lse/meet-visit-and-discover-lse/events/events-for-offer-holders/destination-lse)

Facebook and Instagram

Join the LSE General Course 2024/25 Facebook group and follow [@LSE_GeneralCourse](https://www.instagram.com/LSE_GeneralCourse) on Instagram to connect with the General Course team and your fellow General Course students.

LSE student blogs and video diaries

Want to know what it's like to be a student at LSE before you arrive? Our LSE student bloggers and video diarists have been sharing their experiences over the last year, discussing topics such as workloads, lectures and classes, and the social scene. To read and watch their past and continuing posts visit blogs.lse.ac.uk/studentsatlse and lse.ac.uk/student-life/Campus-life/Student-vloggers





Before you arrive

Student accommodation

All General Course students who accept their offer and make their housing booking by the deadline of 9 June 2024 are guaranteed a place in LSE or University of London accommodation (subject to availability).

We aim to open bookings for 2024/25 in March and offer holders are encouraged to make their booking as soon as possible.

Bookings can be made through our online LSE Student Accommodation System.

After you have created your [LSE Public Account](#) you will be able to use the same username and password to access the LSE Accommodation booking system. Please allow up to 48 hours once you have created your Public Account for your access to be updated.

In your LSE accommodation account you can make your accommodation booking, check the progress of your booking, pay your deposit, learn about the residence in which you'll be living and inform the Accommodation team of any changes to your status. Sign up for an alert to be notified when bookings are open: lse.ac.uk/student-life/accommodation/apply

If you book a place in LSE/Intercollegiate housing it will normally be available to you from Sunday 22 September 2024. If you wish to arrive earlier there will be an opportunity for you to book additional nights (subject to availability). LSE halls of residence require a £250 prepayment to secure the booking (per person).

£110.00 will be used as a holding deposit (deducted from the first term accommodation fees) and £140.00 will be used as a security deposit (if there is no damage to the room this will be refunded after check out). As well as a deposit, other halls of residence, such as University of London Intercollegiate Halls and urbanest Westminster Bridge, require a registration fee on acceptance of an offer.

Please check your offer carefully for the details of what to pay and when. More information can be found below in the "Payment for LSE accommodation" section.

Further details of all LSE and Intercollegiate halls of residence, including location, rates and how to apply, can be found at: lse.ac.uk/accommodation

Private accommodation

General Course students who choose to rent in the private sector are strongly recommended to arrive in London prior to the start of term to allow themselves time to find housing.

Both LSE and the University of London Housing Services offer a comprehensive support service to students seeking housing in the private sector. This might be a room in a family house, a studio/flat or a share in a flat or house.



Please visit lse.ac.uk/accommodation for further information and advice about the services offered.

During your housing search, temporary accommodation will be available on a nightly basis in a number of LSE's residences. This will be available from the middle of August 2024 up until 21 September 2024 (the day before the general arrival date for students moving into halls of residence for the 2024/25 academic session). Dates may vary between residences and are subject to availability so please check online at lsevacations.co.uk

Temporary accommodation is useful for finding potential flatmates to search with and for providing a base in London to view private accommodation.

Plan to arrive no earlier than Sunday 25 August 2024 to make use of this facility. Before this date, the halls are very quiet, which can impact your prospects of finding flatmates.

Experience tells us that this system works extremely well so please be reassured that there is plenty of support available to you.

If you have any questions regarding private accommodation, consult the website at: lse.ac.uk/accommodation

Payment for LSE accommodation

If you have a place in LSE housing, please note that the housing contract start date for LSE residences will be Sunday 22 September 2024 (except Sidney Webb House, which has a contract start date of Sunday 15 September 2024) and you will be expected to pay rent from that date – even if you arrive later – for your entire contract stay.

Payment will be required termly, and the payment date information will be available here: lse.ac.uk/student-life/accommodation/prices-and-payments/how-to-pay-for-accommodation. Your payment status becomes active on the day of check-in and can be reviewed in your LSE Student Finance Hub.

If anybody else is helping you meet these payments (eg, your home institution), you will need to arrange for them to make these payments by forwarding your invoices to them, or having them pay you directly so

that you can make payment yourself. If you believe your home university is due to pay your accommodation fees for you, please contact accommodation@lse.ac.uk to confirm.

You can pay for your LSE accommodation in the following ways:

Preferred method of payment is online via the [LSE Online Payment Portal](#) by credit card or debit card (Visa or Mastercard, Delta).

An online bank wire transfer via the [LSE Online Payment Portal](#).

But not by cash or cheque.

Whichever way you choose to pay – or if somebody else is paying on your behalf – ensure that your payment is clearly identifiable as yours. Make sure that your payment instructions include your full name and your LSE student ID number.

If you have any queries about your accommodation payments, contact residences.fees@lse.ac.uk

Residential Services

Contact details: lse.ac.uk/student-life/accommodation/contact-us

Website: lse.ac.uk/accommodation



This year in London changed my life. Prior to studying at LSE, I had a much more limited knowledge of critical global issues.

Akhila Kolisetty
Northwestern University



Academic matters

Confirming LSE course choices

Your initial course choices on your General Course Application Form helped us in the selection process. To determine your departmental allocation, we require you to once again indicate the courses you would like to take.

In the summer, you will receive by email a link to a Course Preference Survey in which you will need to identify the four year-long courses (or the equivalent in half-unit courses) you would like to follow during the 2024/25 academic year. This needs to be completed and submitted by Thursday 1 August 2024.

Course details can be found at lse.ac.uk/resources/calendar2023-2024/generalCourse.htm. From mid/late-September, details of provisional timetables for courses will be available via the Timetables webpages at info.lse.ac.uk/Current-Students/Timetables

If you hope to take economics or econometrics courses during your year at LSE you must read the guidance at lse.ac.uk/study-at-lse/study-abroad/the-general-course/choosing-your-courses

In teaching over 300 undergraduate courses consisting of lectures and classes each week (with only 55 teaching hours in the week), there will inevitably be some timetable clashes – but in practice they are rare. The School makes every effort to ensure that courses are offered as described and that any subsequent changes would add to, rather than detract from, students' opportunities. However, circumstances beyond the School's control may, very occasionally, make this impossible and for that reason the School reserves the right, according to circumstances, to alter or withdraw particular courses or course syllabi. However, we will do everything possible to ensure that you can join the courses you choose.

In early September, you will need to enter your course preferences online via LSE for You. The online course choice process will enable you to be automatically allocated to the classes for your selected courses. Your personal teaching timetables (lectures and associated classes) will be available to you when you arrive at LSE.

You will be able to change your course choices up until 5pm on Monday 14 October 2024.

It is your responsibility to ensure that the courses you have chosen fit with your home university's academic requirements. LSE does not decide which courses will gain you "credit" – this is always the decision and responsibility of your home university. If in doubt, contact your university's foreign study advisor, the dean of your faculty, or the head of your department or degree programme.

Financial matters

LSE Financial Undertaking Form

You will need to complete a Financial Undertaking Form (FUF) to confirm that either you/your family or your home institution are able to pay your tuition fees. Please ensure you submit the FUF within 28 days of receiving your offer of admission.

If your home institution is paying some or all of your LSE tuition fee, it is important you indicate this on the FUF. When we are informed that your home institution is responsible for paying your LSE tuition fee, we will send them an invoice accordingly. Failure to notify us of this could ultimately result in you being recorded as a debtor and affect your access to the Library and other School facilities.

John C Phelan General Course Scholarships

LSE is pleased to offer a number of John C Phelan General Course Scholarships to students accepted on the General Course in 2024/25. The Scholarships are open to all nationalities and will be awarded principally on the basis of financial need. To apply, you must download and complete the [General Course Scholarship Application Form](#) and return it to the Financial Support Office. The deadline for the receipt of applications is 31 May 2024. See lse.ac.uk/gcofferholders for further details.



International Students House Accommodation Scholarships

International Students House (ISH) is a not-for-profit charity located in the heart of London providing a unique social club and residence for UK and international students at a wide range of London universities. Their aim is to help students make the most of their time in the UK and to promote international friendship by bringing together students of many different nationalities and backgrounds. ISH is partnering with the General Course to offer two John C Phelan General Course recipients free housing for 40 weeks in twin ensuite accommodation. To apply you must complete the General Course Scholarship Application by the deadline of 31 May 2024. You will then be automatically considered for both a John C Phelan Scholarship and one of the ISH awards.

General Course tuition fee

The General Course tuition fee covers: examination entry; use of the Library; access to all LSE social, health and welfare facilities, and Students' Union membership.

How to pay

Payment method	Time taken	Notes
Credit/Debit Card	Allow minimum two days.	Only available online. If you have difficulty paying your fees online, for example if a large payment is declined, please contact your card provider for information on any security restrictions.
Wire transfer/ Alternative payment method	Allow at least one week from UK/EU. Allow at least three weeks from outside Europe.	For further details, please visit lse.ac.uk/makepayment

It does not cover housing/rental payments, meals etc. The tuition fee for all General Course students in the academic year 2024/25 is £26,784.

Pay in full

You can pay the full fee at the start of your programme, or earlier.

Pay in instalments

You can pay the General Course tuition fee in three equal parts starting before 28 October 2024 and ending by 28 April 2025. If you do not pay in full at the start of the academic year (or before), we will assume that you intend to pay one third of your fees each term.

These must be paid by the following dates:

28 October 2024

28 January 2025

28 April 2025



The Fees, Income and Credit Control Office can be contacted directly using the details below (it always helps if you can quote your LSE student number – the one beginning 2024 – that appears on your offer letter).

US Federal (Stafford) Loans

If you have a Stafford Loan, this will continue to be administered by your home (US) college. If you need to arrange a “Consortium Agreement”, please ask the Financial Aid Adviser at your home institution to contact the General Course team (gc@lse.ac.uk).

Estimated living costs

As a guide, you should budget for the following over the 38 weeks you are likely to be in London but bear in mind that this is only a guide and excludes one-off costs such as flights:

Accommodation	From £9,628 for 38 weeks
Food	£2,400
Travel	£1,000
Personal	£2,400
Total	£15,428

LSE students usually make savings on local travel costs and those who cater for themselves, eat at LSE or in their residence will have lower “household expenses” than those quoted. It is perfectly possible to live a well-nourished and entertaining life within the budget quoted.

Fees, Income and Credit Control Office

Houghton Street
 London WC2A 2AE
 Tel: +44 (0)20 7107 5555
 Fax: +44 (0)20 7955 7427
 Email: fees@lse.ac.uk
 Website: lse.ac.uk/FICC



You don't just read the most influential books at LSE, you learn about them from the authors whose opinions shape the way contemporary global leaders think.

Chris Bostock
 Trinity College, Hartford, CT



Visas and UK immigration requirements

International offer holders should leave plenty of time to apply for and obtain their Student visa. We recommend that you do not plan any travel during the summer until you have received your Student visa for LSE. Please note this information was updated in January 2024 and should only be used as a very brief and general guide to the process.

Immigration Rules change frequently so you must ensure that you read advice on the Student Advice and Engagement Team webpages before applying for your visa: info.lse.ac.uk/current-students/immigration-advice/applying-for-a-Student-visa

You must also check the official Home Office website gov.uk/browse/visas-immigration before you apply for up-to-date detailed information.

You will need a CAS (Confirmation of Acceptance for Studies) number from us to apply for your Student visa.

How to prepare for a successful visa application

This information is for general guidance only. You must refer to the Student Advice and Engagement Team's detailed guidance before you apply. LSE reserves the right not to issue a new CAS if you are refused a visa for a reason where guidance is available. If you have any questions about your visa application, please contact the Student Advice and Engagement Team before you apply.

Tip One: Check if you need to apply for a visa before travelling to the UK

If you are a non-UK national or an EU/EEA national without Pre-Settled or Settled Status in the UK then you must apply for a Student visa for LSE before you will be able to enrol or attend teaching.

Information on immigration for EU/EEA students can be found on the following webpage: info.lse.ac.uk/current-students/immigration-advice/eu-eea-nationals

Not all UK visas allow you to study, so if you already have a UK visa you should check with the Student Advice and Engagement Team whether you will be permitted to study on this visa.

If you don't have your Student visa in place before you travel to the UK you cannot switch from a visitor visa to a Student visa in the UK. You will not be able to enrol or attend teaching if your Student visa application is still in progress outside the UK.

Tip Two: Don't wait until you receive your CAS to start preparing for your visa application.

You do not need to wait for your CAS before preparing to apply for your Student visa. Even if you only hold a conditional offer, you should start reading the guidance (specifically financial guidance) and make sure you check for updates as the rules change regularly.

If you start preparing too late, you risk receiving a refusal because you do not meet the requirements for a Student visa application.

Tip Three: Check your Confirmation of Acceptance for Studies (CAS)

The CAS is a unique reference number issued to LSE by the Home Office after we supply them with your programme, admission and personal details. LSE can only issue this to you after you have:

- Met all the conditions of your offer
- Accepted your unconditional offer
- Completed the Financial Undertaking Form (FUF).
- If you have obtained a new passport since applying to us, you must let us know before applying for your visa. If your CAS does not match the passport you submit for your application your visa will be refused.

Once your CAS number has been assigned by the Home Office, we will send you an email that contains your CAS number. You do not need a paper copy of your CAS statement for your visa application because it is an electronic document. The Home Office staff will refer to your CAS number on the application form.

The CAS statement lists the evidence we assessed when making the decision to offer you a place.



Your CAS statement will also confirm whether you need to provide evidence of your English language ability. LSE can assess whether you have met the English language requirements for the visa because we are a university and because of your level of study. Before taking a UKVI language test for your visa application, check whether we have stated that we have assessed your English language ability on your CAS.

If you are taking the IELTS or TOEFL test, we encourage you to sit the exam as early as possible, as test dates can be fully booked by mid to late summer.

Important note: the Home Office will not accept language test scores that are more than two years old. If your results are dated prior to 1 September 2022 you will need to re-sit the test.

When you receive your CAS statement, you must check that your name, nationality, passport details and qualifications listed on the statement are correct. If you notice an error, you should contact us on gc@lse.ac.uk

Your CAS will be valid for six months. It can only be used once after a decision has been made on an application, therefore if your visa application is refused you will need a new CAS to re-apply. We will only send you a new CAS after you have been advised by the Student Advice and Engagement Team on how to avoid a second refusal. LSE reserves the right not to issue you with a new CAS if there is a risk that you will be refused again.

Your LSE CAS will only entitle you to study at LSE. If you receive a CAS from a different university you will not be able to use it to study at LSE. You will need to submit a new visa application using an LSE CAS before you are able to register for your programme and attend teaching.

Tip Four: Know when you need to apply for your visa and where you can apply from.

You can only apply for a visa once you have received your CAS number. The earliest you can apply is a maximum of six months (for applications made outside the UK) before the official programme start date as stated on your CAS. It is not possible to do this any sooner.

You can only apply for your Student visa from a country you are living in, not one you are visiting. If you plan to travel outside your home country at the point you

can apply for your visa, check with the Student Advice and Engagement Team if you need to return home to avoid a refusal. You will need to submit your passport as part of your application and attend a biometrics appointment. You should not plan any travel out of the country once you have applied for your visa because you will need to be available throughout the visa application process. If you are studying in the US on a US Student visa, you are likely to be able to apply for your visa from the US if you wish.

It is not possible for you to apply for your UK visa in the UK if you are here as a tourist. You must obtain your Student visa before campus enrolling because you will be unable to attend teaching until your visa is in place.

Tip Five: Prepare your evidence before submitting your application.

The most common reason students are refused a Student visa for LSE is because they have not read the guidance carefully and submit documents that do not meet the requirements.

You need 70 points to be granted your Student visa:

50 Points = Possession of a valid CAS showing details of your qualification, level of study and place of study

10 Points = Evidence that you meet the financial requirements

10 Points = Evidence that you meet the English language requirement

Failing to meet the financial requirements is the main reason that LSE students are refused a visa. You will need to prove that you have:

- Tuition fees for your programme as shown on your CAS
- Maintenance for up to a maximum of nine months. For students studying in inner London the maintenance level was set at £1,334 a month. $9 \times £1,334 = £12,006$ (These amounts are subject to change so please ensure you are reading the most up-to-date advice).

If you are a low risk national, then you do not need to submit evidence of finances with your visa application, but you do need to prepare this as it can be requested by the UKVI. Find out more by reading our 'Applying as a Low Risk National' info sheet. If you will be applying for the visa in the USA, you will also find this webpage helpful: gov.uk/government/publications/usa-apply-for-a-uk-visa



If you pay your tuition fees to your home college / university and they then pay the tuition fees to LSE, the fees must be shown as having been paid on your CAS before you apply for your visa.

You should not make tuition fee payments if you have a visa appointment within the next two weeks as it is unlikely that we will be able to issue you with an updated CAS statement before your appointment.

If you do make a payment towards your fees we will usually update your CAS approximately 48 hours after the money has cleared with our bank. If you are relying on showing your tuition fee payment on your CAS as evidence of your finances, you must not apply for your visa until you receive your updated CAS.

Accommodation payments will not be shown on the CAS and you will need to contact Residences.Fees@lse.ac.uk for an official receipt.

Important: it can take up to two weeks for monies to clear so you should plan for this when preparing your application and booking a visa appointment.

Read the Student Advice and Engagement Team Info Sheet on "[Meeting the Financial Requirements](#)" for further information.

Documents have to meet a specific format to be accepted. The official Student Guidance explains which documents you can use as evidence for the financial requirements and the format they should be in.

You can also be refused under the "General Grounds for Refusal". If you have been living for six months or longer in a country that requires TB testing and you are applying from that country, you will need to include a TB test certificate as part of your application, even if you are not a national of that country. See the following website for further information: gov.uk/tb-test-visa

Tip Six: Don't submit your application until you have prepared everything.

Your documents must be prepared and your CAS up to date before you submit your application. Any documents printed after the date of application will not be accepted. Don't apply until you have everything ready. Our experience shows that those students who rush their applications are most likely to receive a refusal.

The Student Advice and Engagement Team have produced detailed guidance that answers the specific questions of General Course students. See their webpage on applying for a Student visa and choose the General Course tab. You must read both the guide to applying for the Student visa and the guide to completing the application forms. The documents are detailed but this is because the immigration rules are complex. Reading the guidance will give you the best preparation to submit a successful application.

Student Advice and Engagement Team

LSE Student Services Centre
Ground Floor, Old Building
Houghton Street
London WC2A 2AE

Website: info.lse.ac.uk/current-students/student-services/Student-Advice-and-Engagement

Email: go to the information on how to apply for a Student visa and if you can't find the answer to your question, you can contact the Student Advice and Engagement Team through their online enquiry form.





Arriving in the UK

Getting from the airport

When you arrive in the UK, you are likely to come into either Heathrow or Gatwick airports – two of the world’s busiest international airports. Each is some 25/30 miles (30/40 kilometres) from the city centre, but both have good public transport links to central London.

There are several options for travel from Heathrow airport into central London:

- Take the Underground/Tube (Piccadilly or Elizabeth lines, every five minutes) into central London. A single one-way ticket costs either £6.30 (Piccadilly Line) or £13.30 (Elizabeth Line) and the journey takes around 50 minutes. Once in central London, we recommend you head for one of the Tube stations close to your residence and, if necessary, consider taking a taxi or Uber for the final few minutes of your luggage-laden journey. Please note: not all Tube stations have escalators. See tfl.gov.uk for further information.
- There is also a regular National Express coach (bus) service (nationalexpress.com) to Victoria Coach Station (a single/one-way ticket costs from £6) that will take about 50 minutes. Then get the Tube or a taxi/Uber for the final stage of your journey to your residence.
- An alternative is the Heathrow Express train link from the airport to Paddington rail station (a 15 minute journey, every 15 minutes; single fare £25 when bought online at heathrowexpress.com). Paddington station is very convenient for Tube connections (it is on the Circle, District, Elizabeth, Hammersmith and City, and Bakerloo lines) and taxis/Uber to any of the halls of residence.



From Gatwick airport, there are also several possibilities:

- Take the mainline train Gatwick Express (single/one-way ticket price £19.50 when bought online at gatwickexpress.com). There is a train every 15 minutes into Victoria railway station – which takes about 30 minutes. Then proceed by Tube or taxi/Uber on the final stage of your journey to your residence.
- Alternatively, you can take Southern or Thameslink trains, which leave approximately every 10 minutes for central London. The journey time is 30-40 minutes and single/one-way tickets start from £13.20. For more information, see nationalrail.co.uk

From both Heathrow and Gatwick:

- A London “black cab”, although these can prove expensive as you pay by distance and time (there are no fixed fares from the airport). The expense can be cut if you share a cab with someone else. Ask the driver for the estimated cost, make sure you have sufficient cash and/or ask whether you can pay by credit card.
- Uber is available at both airports with prices reflecting demand at the time of booking.



- Taxi companies who offer “fixed price” pre-bookable meeting services will meet you from your flight and then drive you direct to your residence; prices from about £65, but this same charge would be made if there are two (or more) of you.

European flight arrivals may also bring you into Luton, Stansted or, closest of all, London City airport. The first two have excellent cheap high-speed rail links into central London (nationalrail.co.uk); City airport is connected by the Docklands Light Railway (DLR) to central London but it’s also a simple taxi/Uber ride to any residence.

If you come into the country by rail – via the Eurostar (eurostar.com) – you will arrive at St Pancras International station, a short Tube/taxi/Uber ride to any residence.

Getting around

Student Oyster Cards

In addition to being able to use your contactless debit/credit card, public transport in London is covered by a contactless ticketing system called the Oyster Card. The card can be used on all forms of public transport, including Tube, bus, Docklands Light Railway (DLR), trains and some river boats.

You can get a variety of tickets on your Oyster Card; the best one for you will depend on the number of journeys you make, and which zones you use. If you use public transport regularly, then an 18+ Student Oyster Card is likely to be the best option. The Student Oyster Card gives you a 30 per cent discount off adult travel cards, bus passes and tram passes valid for seven days, one month or longer periods up to one year. Full details of eligibility and how to apply are available at tfl.gov.uk/fares/free-and-discounted-travel/18-plus-student-oyster-photocard, along with a side by side comparison of whether the Student Oyster Card is the right one for you. You should be aware that it may take a few weeks for your Student Oyster Card to be processed, so it’s worth applying as soon as you know your UK address.

If you need further information on travel services in London and outer London, please see Transport for London: tfl.gov.uk

Santander Cycle Hire

Access fees range from £2 for 24 hours to £90 (including student discount) for an annual pass. Apart from the first 30 minutes which is free, you will then need to pay a usage charge dependent on length of use. There are a number of docking stations around LSE.

Safety

London is generally a safe place to live. As with any city, it is sensible to be aware of your personal safety and to take simple precautions. Some things to remember:

- lock your door when leaving your room, even for a short time, and keep valuable personal items out of sight
- keep your personal information, credit cards, mobile phone etc safe, and be aware of your valuables when out and about. Don’t leave your laptop unattended when studying and/or socialising on campus.
- take care at cash points – protect your PIN (Personal Identification Number) and put both your cash and card away as soon as possible
- on a night out, never leave your drink unattended nor accept a drink from a stranger. Don’t take risks getting home – avoid illegal minicabs
- when walking at night, stick to well-lit/populated areas as much as possible. Plan your route in advance.

If you need to report a crime, you can dial 999 to contact the police in an emergency (if a crime/incident is in progress, or if someone is in immediate danger). Non-emergency calls should be made to 101.



What to bring with you, what to leave behind

What to bring with you

Documentation

The following should be carried in your hand luggage in case hold luggage is delayed or lost:

Passport, visa and entry clearance papers, your offer letter, scholarship/funding information documents, travel insurance documentation, cash, credit cards, contact details and directions for your accommodation when you arrive in London.

Money

We recommend you carry only a small amount of cash with you for the journey. Please use the information in this pack to estimate how much you will need for your journey and your first few weeks at LSE.

Clothing

The weather in the UK is changeable. Temperatures may go down as low as -3 degrees Celsius (37 Fahrenheit) in the winter months (January, February and March), and rise as high as 35 degrees Celsius (95 Fahrenheit) in the summer months (June, July and August). London tends to be a little warmer than the rest of the UK. Rainfall is common, but is often only light. We recommend you bring with you a sweater and/or a light (ideally waterproof) jacket or a small umbrella for your journey to London in September. A pair of comfortable waterproof shoes is also recommended.

There is no dress code at LSE. Generally, students dress informally on campus. Smart clothing is occasionally worn by students at recruitment events held at LSE by potential employers. There may also be club or society events where you want to dress formally, and there's always the Study Abroad Summer Ball!

Books

Full reading lists may not be provided until the start of term.

If you want to get a head start, you can look up the courses you plan to take in the course guides in the School Calendar, available at lse.ac.uk/resources/calendar2023-2024/generalCourse.htm. Indicative reading lists will be listed under each course description.

What not to bring


Restricted and banned goods

You should not bring illegal drugs into the UK. There are severe penalties for anyone found carrying drugs into the UK.

There are restrictions on the amount of alcohol and cigarettes you can bring into the UK. You should also note that smoking is banned in all public buildings. See gov.uk/duty-free-goods for a full guide on what you can bring to the UK.

Some food and plant based products

You will not be allowed to bring certain food items into the country. Carrying restricted goods may lead to delays, fines or prosecution. You should check the full guide on the UK Government's website before travelling: gov.uk/bringing-food-into-great-britain. Many food products can be bought in the UK from specialist shops or ordered online.





Your first days at LSE

LSE Welcome and campus enrolment

LSE Welcome

During LSE Welcome (Monday 23 September – Friday 27 September 2024), you are expected to attend the following:

- Campus enrolment
- General Course Welcome Presentation and Boat Party
- LSE Welcome events
- Departmental meetings and initial tutorial appointments.

You must arrive in time to attend these meetings. Exact dates and details will be sent to you by email and will be displayed on the Welcome website (welcome.lse.ac.uk)

Registration and campus enrolment

To formally become a student at LSE, you must register online in the summer and then enrol on campus in person at the start of the academic year. Campus enrolment requires you to prove your identity and to collect and activate your student card. The card gives you access to some LSE buildings, including the Library.

What to bring with you to campus enrolment

Your passport showing evidence of your entitlement to study at LSE and the period for which you have permission to remain in the UK. Please note that the School is required to make a copy of this.

If you have a Student visa and enter the UK through an e-Gate you must print off a copy of your boarding card or your flight details as evidence of your arrival date in the UK.

General Course Welcome Presentation and Boat Party

The Dean of the General Course and Global Mobility will host a Welcome Presentation on Monday 23 September. Attendance is compulsory. This will be followed by the Study Abroad Boat Party, which is not compulsory but you won't want to miss it! This popular icebreaker is a great way to meet your fellow students before you settle down to the serious work of studying and exploring London!

LSE Welcome events

LSE Welcome will be held from Monday 23 September to Friday 27 September. Welcome events are organised by the School, its academic departments, student support services, and the Students' Union, and numerous student social, political and athletic societies will be hunting for new members during the Freshers' Fair. You are not obliged to join anything but there is a strong tradition of General Course students getting actively involved so sign up for everything you are interested in and decide later what to focus on.

Campus tours are also offered throughout your first week at the School. Current LSE students will show you the campus, so you will know where to find classrooms, restaurants and bars, the Library, and Students' Union facilities.



Departmental meetings and initial tutorial appointments

You will be assigned to one of 18 academic departments. The assignment is based on your course selection and will not necessarily coincide with your major or your department at your home university. The department will assign you to one of their faculty who will act as your academic adviser for the year. As departments make these allocations during September, you will not be given the name of your academic adviser until you arrive at LSE. You will need to meet with your academic adviser to discuss your programme of study for the academic year, and in particular to confirm your course selections. Your academic adviser will explain to you what tutorial support will entail, how to get in touch with them, and various aspects of the department you are assigned to. The emphasis of these meetings will vary, but all will give you some insight and sense of “belonging” to the department and LSE. Most departments will schedule these first tutorials for either Wednesday 25 September, Thursday 26 September or Friday 27 September 2024. In addition, most will hold introductory parties/receptions during these first few days. The details of these will be available on the Welcome website (welcome.lse.ac.uk) in early September.

The Dean of the General Course and Global Mobility

Once you have settled in at the School, the services and support you have received from the Dean of the General Course and Global Mobility and the General Course team will be complemented by those of a range of additional offices and individuals. Your academic adviser, academic department, lecturers, class teachers and fellow students, along with staff in the Student Services Centre, will become significant influences in your LSE academic life.

However, the Dean will expect to see you once each term and if you are unable to get the information, advice or assistance you need from other means, you should feel free to arrange a meeting with the Dean.

Opening a student bank account in the UK

While you are not required to open a UK student bank account, many students find that it is beneficial. Depending on your circumstances this can be a quick and easy process but be aware that in some cases it can take time to get an appointment and then further time for the account to be opened.

It is, therefore, important that you bring enough funds to cover your expenses until you open a UK account, especially if you plan to move to London before you enrol on campus. However, do not carry a large amount of cash with you – instead consider a travel money card or pre-paid sterling card.

Choosing a bank and account

You should start by researching which bank, and account, will be best for you. For example, you may want to consider offers and incentives, interest rates, overdraft facilities and the type of payment cards available. You should also find out whether you need to be fully registered as a student or just hold an unconditional offer to open the account.

For most UK banks you can conduct business at any branch irrespective of where you opened the account. You may therefore want to consider opening your account at a branch further away from LSE where they may be quieter at the beginning of term.

You may also want to check if your home bank has a branch in London. If not, check the exchange rates and fees for sending and receiving money from overseas as these can vary substantially.

We have compiled a list of bank branches close to LSE which can be found at: info.lse.ac.uk/current-students/your-first-weeks/setting-up-a-bank-account



Opening an account

- 1 Find out if you need to book an appointment for your chosen branch
 - a If you do, you may be able to book your appointment before you arrive in London. Slots in September can fill up quickly so book early if you can.
 - b If you need to be enrolled on campus to open your account, schedule your appointment for after 23 September 2024.
 - c If you're going to be living in university accommodation some banks will insist on knowing your room number. If this is the case, schedule your appointment for after you're due to move in because LSE can't tell you your room number before you arrive.
- 2 Know what documents you need to open your account. The requirements vary between banks and branches so make sure you check with the bank directly. Typically banks will need to see your passport, visa and a letter confirming you're a student that shows your home and London addresses. If you are going to be studying with a visa you will need to have collected your BRP card before opening your account.
- 3 If required, collect your bank letter from the Student Services Centre. Be sure that you have updated your address in LSE for You (with your room number if you live in Halls) at least one hour before you come to collect your letter. SSC staff can print letters once you hold an unconditional offer but remember that your bank may require you to be fully registered and/or enrolled on campus. You will need your LSE Card or Offer Letter to collect a bank letter.

There are more details about what you will need to do to open an account and how to get a bank letter at lse.ac.uk/bankaccounts

Additional tips

- Read UKCISA's advice for opening a bank account in the UK: ukcisa.org.uk/Information--Advice/Studying--living-in-the-UK/Opening-a-bank-account
- Some banks may charge international students an initial or monthly fee. The additional services provided will vary between each bank. Some banks will also offer a free, but more basic, account.
- If you are expecting to receive money from overseas, you should ask what charges may apply and how long it will take to make the money available in your account.
- If you plan on using a credit or bank card from your home country while you are in the UK, check before you leave home that your card is compatible with UK bank machines, and whether there will be any additional charges.
- If you will be cashing cheques issued in other countries into your UK account (for example, US Loan Cheques) be sure to check that this will not trigger your bank's anti-fraud procedures, which can result in your account being frozen for extended periods during an investigation. Some banks will refuse to cash cheques in a foreign currency for all new account holders.

Register with a GP

The National Health Service (NHS)

You are eligible for NHS treatment once you have paid the immigration health surcharge. The compulsory surcharge is currently £776 per year and you make the payment when you apply for your visa to the UK. For an overview of how the NHS works, and information on how to access services, visit nhs.uk

In order to access most NHS services you need to be registered with a General Practitioner (GP). The NHS aims to provide comprehensive, free, in- and out-patient medical care for anyone who is registered with a GP. Standard charges are made for some services including prescriptions. Varying charges apply for non-medical services such as certificates or travel vaccinations.

It's worth noting that, if you have a long-term medical condition and/or receive regular prescribed medication, there is no guarantee that you will be able to get the same medication on the NHS. In order to get medication in the UK, you need to be assessed by your GP who will decide what medication you need.

You must register with a GP as soon as you arrive in the UK, do not wait until you're unwell because this will delay any treatment.



How do I register with a GP?

- 1 Find your local surgery – the NHS typically requires you to select a GP close to where you live. Some GPs will register patients from outside their traditional “catchment area” but this is at their discretion. You can find local surgeries using the search tool at [nhs.uk](https://www.nhs.uk)
- 2 Telephone your chosen surgery, or check their webpages, to find out if they are accepting new patients and how you should go about registering.
- 3 Prepare any documentation they might need, this will vary by surgery but may include
 - Proof of your identity (such as your passport or driving licence)
 - Your visa and/or BRP Card
 - Evidence that you are a student (you can get a Certificate of Registration from the Student Services Centre once you’ve registered)
 - Proof of your UK address
4. If you have any ongoing medical conditions bring any relevant notes and the contact details for your doctor to your first appointment.

Eye tests and spectacles

Eye testing is available at a small charge from opticians. Spectacles are not normally subsidised by the NHS.

Dentistry

NHS Dentistry is available but it can be hard to find a practice willing to accept you, particularly in London. There are charges for most dental work but if you’re registered with an NHS dentist these are often subsidised. Private dentists charge a variety of fees.

Should I take out private health insurance?

Private health insurance is not generally needed whilst in the UK because most fees are covered by the NHS and those that you do need to pay tend to be low.

However, you may wish to retain existing insurance coverage for any periods that you spend outside the UK. Depending on your circumstances you may also want to consider insurance for dental work.

Vaccinations

Students who study in the UK are strongly advised to have a number of different vaccinations before (or as soon as possible after) arriving at university. It is especially important to confirm that you have been vaccinated against Tetanus, Diphtheria, and Polio. Most students will have received these vaccinations from their own doctors during the course of their childhood.

Meningitis C is less routinely offered outside of the UK but we strongly recommended that you are also vaccinated against Meningitis C before you arrive in the UK. Public Health England have advised that new university students obtain the Men ACWY vaccine before arrival.

Health services at LSE

The St Philips Medical Centre is situated on the LSE campus. It provides full NHS services to registered patients. St Philips will currently only register people living in their catchment area, this means that you cannot register if you are living at Bankside House or Butler’s Wharf. You can only register once you have arrived in the UK.

St Philips Medical Centre

Location: St Philips Medical Centre, Floor 2,
Pethick-Lawrence House,
Clement’s Inn, London WC2A 2AZ
Tel: +44 (0)20 7611 5131
Email: spm@nhs.net
Website: stphilipsmedicalcentre.co.uk



Your year of discovery

The General Course Social Calendar

Throughout your year at the School, you will be able to explore the UK and Europe on a range of day trips and short breaks. Arranged in collaboration with a private company, [SomewhereNew.com](https://www.somewherenew.com), past excursions have covered the delights of Paris, the ruggedness of the Scottish Highlands, the thrill of horse riding in Wales, and the joys of an English brewery! Each trip is subsidised by LSE and offered to you at a significant discount, helping you get the most out of your time with us.

Coach tour of London

As part of your General Course induction you are invited to join us for a coach tour of central London on the morning of Tuesday 24 September 2024. Accompanied by a knowledgeable guide, the tour will take in all the city's major landmarks and will allow you to familiarise yourself with your new home. The trip is free of charge but places are limited. Further details will be sent over the Summer.



Cumberland Lodge residential visit

The Dean and the General Course team organise an annual visit to Cumberland Lodge specifically for General Course students. The 2024/25 visit will take place over the weekend 27 – 29 September 2024 and will include a variety of interesting talks and the opportunity to explore Windsor Great Park and the famous town of Windsor.

The visit is optional and open to around 50 students each year, with the cost subsidised by the School. Combining a mixture of academic and social activities, it's a great introduction to your fellow students and a piece of old England!

Further details, including information about purchasing tickets, will be sent during the Summer.





General Course (GC) Edge

GC Edge is designed to connect current and recently graduated General Course students with alumni of the programme.

Through a week-long series of bespoke events, GC Edge provides an exclusive opportunity for you to network with General Course alumni working in a variety of industries, including Banking and Finance, Data and Tech, Media and Marketing, and International Organisations. You'll also have the opportunity to hear from former General Course students who are pursuing graduate study both at LSE and elsewhere and to attend tailored workshops on creating a great CV.

Scheduled General Course events

Several "seasonal" events are held during the year for General Course students. These typically include a Thanksgiving Dinner, January Re-orientation, mid-term socials and a Summer Ball. You will receive further details during the course of the year.



Tembo

Tembo is the General Course newsletter, emailed to you weekly during term time. It contains useful academic guidance, top-tips to help you get the most out of your time in London, and details of events and social activities both on and off campus. You will also receive a few issues prior to your arrival in London, providing you with useful information and advice before you land in the UK.





Differences between studying overseas and at LSE

Before you join us as a General Course student, it might be useful to highlight some of the differences between studying overseas and at LSE, to help you settle into life as an undergraduate at the School. Based on the experience of previous General Course students, here are the main differences you are likely to encounter while at the School:

Differences in the structure of the year

Overseas the academic year may be organised into two semesters, often of 16 weeks running from September to May. At LSE the year is organised into three terms running from September through June. The Autumn and Winter terms at LSE are each 11 weeks long. The third, lasting seven weeks is called Spring term. This final term is devoted to exams, but some courses also have exams in the second week of January.

Differences in the rhythm of the year

Overseas the workload may be spread fairly evenly across the year. In the UK, the academic year is characterised by intensive periods of work separated by lull periods with seemingly substantial amounts of “down time”. Don’t allow this to fool you into slacking off. You will need to maintain a fairly constant engagement with your studies if you don’t want to fall behind.

Differences in the approach to teaching

Perhaps one of the most striking differences is the smaller number of courses you will take and the fewer direct contact teaching hours you will have. You will be taking the equivalent of four full-unit courses that usually run for the full year, rather than five a semester before changing to a new set of courses halfway through the year. As with most UK universities, the contact teaching hours for undergraduate courses at LSE are usually limited to a one hour lecture each week and an associated one hour class. So, over the year, the total amount of direct teaching at LSE may be about half that of your home university. Again, don’t be fooled into thinking this means less work – quite the opposite! There is an expectation that you will spend a considerable amount of time outside of these contact hours engaging with the material for each course.

Differences in the approach to learning

At your home institution the teaching of a particular course may be tightly structured with clearly demarcated expectations of what work you should have completed and by when. At LSE, the approach is less directed and more guided. You will be steered in the direction of a topic by the lecturers and class teachers but then expected to navigate your own way around the issues and relevant literature, producing your own analysis of it. A number of past General Course students have characterised the approach at LSE as more theoretical, conceptual, and analytical than they experienced at their home university, aimed at teaching you how to think and learn rather than telling you what you should know.

Differences in the structure of degree programmes

Many overseas degrees run for four years with your first two years devoted to a broad liberal arts education in which you will have been required to take a wide range of courses outside your intended major. At LSE, degree regulations are more tightly structured and students often don’t have the opportunity to take courses that are not related to their major. An important implication of this is that for some second and third year courses there will be a level of assumed knowledge that you should either already have or must catch up on.



Differences in assessment

At your home university, your final grade will often be based on your class attendance, participation, a number of multiple choice or pop quizzes, a term paper, and mid-term and final exams with marks awarded as a letter grade – with expectations of B+ or A grades. At LSE you will encounter a very different form of assessment. For most LSE students on most courses, assessment will often be based entirely on the exam at the end of the year. The work done over the course of the year – class presentations, essays – is “formative” (helping you to come to grips with an understanding of the subject) rather than “summative” (counting towards the overall mark for the course). Rather than letter grades, marks are given as percentages. And while this notionally extends to 100 per cent, marks above 70 per cent (a First in UK terms) are rarely given out. Getting a mark in the mid or upper 60’s (an Upper Second or 2:1 in UK terms) is considered very good. However, to provide a more comprehensive reflection of your achievement, as a General Course student your transcript will have two letter grades – one reflecting your “formative” work over the year; the other reflecting your performance in the exams.

Differences in socialising

As with most UK universities, the social life at LSE is very extensive. Lots of activities are organised through the wide range of student societies – which stretch from the sports and athletic societies to more serious academic societies, into the off-beat, bordering on bizarre, special interest societies (note, there are no fraternities or sororities at UK universities). For many General Course students, joining these societies provides the easiest way of meeting and mixing with non-General Course students. Superficially, UK students seem to devote much more of their time to social activities rather than their studies. Don’t be misled by this. While seeming to socialise non-stop, LSE students will be putting in serious hours on their studies – they just won’t admit it as they don’t want to appear to be a “swot” (a British slang term which means to “study assiduously” – and never used as a compliment). And, of course, the drinking age is 18 rather than 21. You need to enjoy this freedom responsibly.



Differences between the cultures

The cultural scene in London is very lively with General Course students characterising it as diverse and eclectic. And unless you come from a major city overseas, the sheer quantity of what is on offer can be overwhelming. Frustratingly, the release of films and TV programmes can lag several months behind their US release. And it is worth mentioning the “language thing”. In addition to the wide range of accents, it will take you a while to come to grips with similar words meaning different things. Perhaps the most important is learning to refer to “trousers” rather than “pants” (the latter is what you wear under your trousers)!

Differences in the weather

Finally, it is worth highlighting the weather (a favourite topic of conversation for the British). Depending on where you are from, you will have to get used to grey, overcast, often rainy weather from November through April. Luckily, from May onwards, the days lengthen and the weather is often glorious. Unfortunately, this coincides with the point at which you will be “swotting” for your exams.

No doubt you will encounter other differences during your year at LSE. The important thing is to treat them as precisely that – differences to be engaged with and enjoyed. If at any point you feel you need help or advice to deal with them, don’t hesitate to contact your departmental academic adviser or the Dean of the General Course and Global Mobility.



Your LSE academic programme

Lectures and classes

As a General Course student, you are required to undertake the same workload as our full-time undergraduates. This means you will be enrolled in four year-long courses or the equivalent in half-units (two half-units = one whole) and take the examinations for all those courses (even if your home university does not require this). Unlike our regular undergraduates, your LSE experience lasts just a year so be prepared to find yourself working harder than some of your peers!

Courses consist typically of one-hour lectures – which are “public” and open to everyone – and one-hour classes (small discussion groups led by a member of faculty or a teaching assistant), to which you are formally allocated. You are expected to spend at least 3-4 hours of preparation (reading and writing) in support of each class hour. Lectures will commence on Monday 30 September 2024 but most classes will not be scheduled to begin until the second or third week of term.

All LSE lectures (there are some 600 of them, undergraduate and graduate, each week) are open to all students and you are welcome to attend any that you wish. Classes, however, are only accessible via formal enrolment on the course. Since no record is kept of attendance at lectures, we cannot “certify” that you have “audited” a lecture series.

Please note that General Course students are not permitted to take graduate level courses.

Your assignment to particular class groups will be displayed in your personal timetable (accessible via [LSE for You](#)). Provided you have registered your course preferences online in early September, this will be posted to your personal timetable prior to your arrival at LSE. After your initial enrolment you have until 5pm on Monday 14 October 2024 to explore what is on offer at LSE and change your mind on any or all of your courses. You are strongly advised to attend the lectures of all courses in which you have any interest during the first weeks of the academic year, until you have settled your course choices.

When selecting your courses, you should bear in mind the following:

100 level courses are taught to LSE’s first year degree seeking students. They are introductory level courses that have no specific prerequisites in their own subject but may require some mathematics or other related subjects. General Course students normally select these courses when they have no previous background in the subject and want to gain experience in a new academic field.

200 level courses are taught to LSE’s second year degree seeking students. They are intermediate level courses that have prerequisites in the form of university level introductory courses in the same, or a closely related, subject. These courses are the equivalent of Junior year courses at four year degree institutions and, as such, are usually the most appropriate for General Course students.

300 level courses are taught to LSE’s third year degree seeking students. They are advanced and equivalent to either final year undergraduate or first year graduate courses. They have prerequisites of university level intermediate courses. In the case of quantitative courses, the technical skills required are extremely demanding and will require a very strong background in maths and stats. General Course students should ordinarily only select one of these courses when they have a minimum of three semesters background and very high grades in the relevant field.

The majority of General Course students find they are sufficiently challenged by one (or at the very most two) 300 level courses when combined with those offered at the 200 and 100 levels. The optimum combination for a serious student is usually one 300 level and three 200 level courses. Unless you have declared your major sometime ago and have a very strong background in the subject, it is unwise to take more than one 300 level course. If you are in any doubt, please speak with the Dean of the General Course and Global Mobility.



Undergraduate exams

Like all undergraduate students, General Course students must take the examinations in all of the undergraduate courses they have followed during the year. Even if your home university requires less than four courses or you don't need the course for credit, you will still be required to sit the exam for each of your courses. The examination papers that you will sit are the same as those sat by all other undergraduate students, taken at the same time and under the same conditions. They are usually three-hour unseen papers, covering the whole of the year's work on each subject.

The vast majority of exams at LSE are held at the academic year's end, usually over a four-week period, in May and June. However some courses are examined in January (Wednesday 8 – Friday 17 January 2025). Grades obtained in these exams will be included in your final, end-of-year, transcript and will not be documented separately. The detailed examination timetable for Spring Term exams will be announced at the end of the second (Winter) term and these dates are then fixed and non-negotiable – exams are to be taken at LSE on the days and times set. General Course students who are absent from or fail an exam will have the opportunity to re-sit it at the end of August 2025.

In 2024/25, the exam dates may run to Friday 20 June 2025. This means you should not make any arrangements or commitments – including internships – prior to this date until you know your detailed exam schedule.

General Course assessment

Your General Course academic assessment comprises two components:

- A class grade for each course. This is a summary letter grade obtained from your class teacher at the academic year's end and is often used by home institutions in conjunction with the mark for the end of year exam in determining credit transfer. Class grades are distinct from the final mark General Course students (and regular degree students) receive for their examination performance and form part of the transcript you receive from LSE at the end of the year.

The class grade provides an overall assessment of your work over the course of the year. Class teachers award class grades based on:

- attendance
- class participation (taking into account the level of engagement in and the quality – as distinct from the volume – of contributions to the class discussion)
- any presentation(s) you made in your class
- the marks received for your essays and/or problem sets.

There is no fixed algorithm on the weighting of these different components. These will vary from course to course. It is the responsibility of each student to confirm with their respective class teachers what is expected of them.

- An exam grade for each course: This is a separate letter grade based solely on your examination results for each course.

If you do not sit your scheduled exams and this has not been approved prior to the exams by the Dean of the General Course and Global Mobility, your transcript will list "Absent" under the exam mark for that course. If, in exceptional circumstances, you have been given permission to withdraw from an exam, your transcript will state "Withdrawn" under the exam mark for that course.

You are reminded that it is your home institution that determines if and how credit is awarded, not LSE. We provide grades that your home university can then decide how to use.





The marking scheme employed is shown in the table below.

Degree Class equivalent	% mark equivalent	Written Work	Class Contribution	Summary Class Grade
First	75+	A+	A+	A+
First	70-74	A	A	A
Upper Second	65-69	A-	A-	A-
Upper Second	60-64	B+	B+	B+
Lower Second	55-59	B	B	B
Lower Second	50-54	B-	B-	B-
Third	45-49	C+	C+	C+
Third	40-44	C	C	C
Fail	0-39	F	F	F
Incomplete – insufficient class work submitted		I	I	I

Sample transcript – General Course 2024/25

This is to certify that G B Shaw was registered as a full-time undergraduate student at the London School of Economics and Political Science for the academic year from September 2024 to June 2025 in the General Course for visiting students. The courses pursued were:

Course Title	Class Grade	Exam Grade
GV262 Contemporary Political Theory	B+	B+
EH225 Latin America and the International Economy	A-	B+
LL278 Public International Law	A-	C+
IR302 The Ethics of War	B	B+

Please note: General Course students receive only an electronic transcript at the end of their time at the School. This is the same for all LSE students. General Course students do not receive a transcript if they leave the programme early.

Interrupting your studies

General Course students are not permitted to interrupt their studies. Students wishing to interrupt should instead withdraw from the programme, but must discuss this option with the Dean of the General Course and Global Mobility first.

Transferring to an LSE degree

It is not possible to transfer to complete your degree at LSE on the basis of studying on the General Course.

Working in the UK

The Student visa entitles you to work a maximum of 20 hours a week during term time and full time during the vacations. General Course students will usually have a Student visa that expires two months after the end of the programme. You can work full time between the end of the academic year and the expiry date of your visa. Our own advice is that you work no more than 15 hours per week during term time and that you make no “job” plans at all until you know the details of your LSE schedule and the extent of the academic demands that we will be making of you. If you do take paid employment, you must ensure that it does not interfere with your studies.



Internships

LSE has negotiated a special deal with The Intern Group that gives General Course students the opportunity to undertake an internship during their time on the programme.

For an exceptional price of £610, General Course students can apply for an internship totalling eight weeks, from September through early March, within a sector of the economy of their choosing – from blue-chip firms to fast growing small and medium-sized businesses, to non-profit organisations and government departments.

The Intern Group has staff in London and provides 24 hour support, proprietary training materials and videos, lifetime membership of their alumni network, and assistance in obtaining academic credit from your home institution (should this be possible). Please note that these internships are wholly separate from study at LSE and are undertaken alongside and in addition to the four full-year (or the equivalent in half-unit) courses that General Course students must take. If you are interested in adding an internship to your study abroad experience you should apply directly to The Intern Group before you arrive in London. To apply, please schedule an admissions appointment at calendly.com/admissions-upt/cohort at least 3 months in advance of your desired start date. Only General Course students applying through this link will be eligible.

LSE has also negotiated a special deal for virtual internships with The Intern Group. Their virtual/remote internship programme has everything you need to boost your career, including:

- A professional, virtual/remote internship in your chosen fields.
- Career advancement training focused on developing eight key competencies desired by hiring managers.
- A Keynote Speaker Series of exclusive live Q&A sessions with experts and industry leaders.
- Live personal support throughout the programme, including placement counseling, resume and cover letter guidance, free access to mental health services during your internship and a session with a professional career coach after your internship is complete.

The virtual/remote internship program is flexible to fit your schedule. You choose when you want to start, the hours you can commit to (10 to 40 per week), and the length of your internship (4 to 24 weeks). To apply, please schedule an admissions appointment at calendly.com/admissions-upt/cohort?month=2024-01 at least eight weeks in advance of your desired start date. Only General Course students applying through this link will be eligible for a reduced price.

Please note that LSE Careers are not partnered with The Intern Group.

The Intern Group

Tel: +44 (0)20 7193 4188

Email: info@theinterngroup.com

Website: theinterngroup.com





LSE support services

Student Services Centre

The Student Services Centre (SSC) is located on the ground floor of the Old Building. The Centre offers an advice service for students, giving general information regarding registration, payment of tuition fees and immigration rules. In addition to this, the Centre offers advice on examinations, support services available at the School and all aspects of studying at LSE.

Student Services Centre

Ground Floor, Old Building
Houghton Street
London WC2A 2AE
Website: lse.ac.uk/studentsservicescentre

Data and Technology Services at LSE

Data and Technology Services (DTS) provides a wide range of IT services, facilities and support, including secure network access, high specification PCs, and quality help, advice and training. The following information is correct at the time of press, but is subject to change before October 2024. For the latest information, please visit the DTS website at lse.ac.uk/dts

Computers

There are around 1,000 PCs available for students to use in open access areas around the School and in the computer classrooms. Over 300 of these PCs are located in the Library. Log on to any networked PC for access to common desktop applications and specialist software.

Laptops are also available for students to borrow and use in the Library. The Apple laptops provide access to personal file space, Office software and the internet. More information can be found at lse.ac.uk/iroam

Using your own computer

Connect to the Eduroam WiFi network to benefit from internet access both on campus and in halls of residence. LSE offers all students a full licence for Microsoft Office 365, 1Tb of storage on OneDrive, Anti-Virus as well as specialist research software and remote printing facilities.

Please note: the UK power supply is 240 volts. You will either need a voltage converter or an adaptor for the 3-pin UK power sockets.

Printers

There are laser printing facilities in all open access areas and computer classrooms on campus. It costs 3.5p per side for black-and-white prints and 10p for colour. You can top up your printing account online using the Papercut service and transfer the money to your print account, via one of the value loaders on campus or in person at the Library Copy Shop.

The Print and Copy Helpdesk, on the first floor of the Library offers printing/copying and binding services.

You can also print directly from your own laptop or mobile phone using the LSE Mobile Printing Service: mobileprint.lse.ac.uk



Facilities for students with disabilities

Specialist facilities are available for students with disabilities, including dedicated computer workstations around campus, and screen reading and voice recognition software for blind and visually impaired students. Visit lse.ac.uk/dts/accessibility for more information.

IT Help Desk

The IT Help Desk, located in the DTS Walk In Centre on the first floor of the Library, is the first point of contact for students with IT-related queries who need information and help with IT facilities, student IT accounts, common desktop applications and specialist software.

Out-of-hours support

A telephone helpline service provides out-of-hours support, overnight, on weekends and public holidays, 365 days a year. If you call the number of the IT Help Desk (020 7107 5000) after normal hours, your call will be redirected to this service. This service can answer most general IT queries, although LSE-specific questions may need to be referred to the daytime IT Help Desk service.

Laptop Surgery

The Laptop Surgery, located in the DTS Walk In Centre, offers advice and hands-on assistance to students experiencing problems connecting to LSE resources

from laptops and mobile devices. The surgery runs every week-day on a drop-in basis.

For advice and free tools to protect and disinfect your laptop, visit the following page once you are fully registered as an LSE student: info.lse.ac.uk/current-students/dts

LSE personal email account

Prior to your arrival at the School, you will be sent information on how to set up your LSE email account. This will assign you a personal email address in the form of i.j.surname@lse.ac.uk (which is not open to change) and password (that you should change to something more secure). Once you set this up, you will then be able to register for your courses online and also access the whole of LSE's website. In addition, you will be able to access the School's email service via mail.lse.ac.uk. You will be able to use your LSE email address for the duration of your time at LSE.

Your LSE password

Please be careful not to fall victim to bogus password change requests. Check carefully any email that asks you to change your password, paying particular attention to the address it sends you to. LSE password change emails do not contain links to websites. Report anything you're unsure of to the IT Help Desk. You can also register for an information security training course.

You can change your password by logging into an LSE campus PC (<Ctrl>+<Alt>+ | Change Password) or via LSE For You: lse.ac.uk/lseforyou (Account Management | Change Password). Remember to also set your security questions and provide a personal email in LSE For You (Account Management | Update Security Questions) to enable the self-service reset option should you forget your password.

Once you have submitted these details, you can reset your password by either clicking the Forgot username and password link on the LSE for You login page or you will be sent a reset link to your personal email address. For more information about your LSE password including our policy, rules and tips for creating a strong password, please see info.lse.ac.uk/staff/divisions/dts/password/Create-a-strong-password



IT Training

IT Training at LSE is delivered in a number of ways, providing practical IT skills that will help you with your coursework and in your future career. IT practical workshops in Excel and Word are hands on and based on real-world challenges that require students to think their way through a task rather than just follow procedure.

The Web Design for Beginners course provides students with skills and knowledge to understand how the web works, master the basics of HTML and CSS as well as build a website from scratch. Training is delivered free or, in the case of Microsoft Office Specialist (MOS) certification, on a cost-reduced basis.

MOS certification is available in a range of Office applications, including Excel, Word and PowerPoint. These industry and internationally recognised qualifications are proof that you have the knowledge, skills and abilities to use Microsoft Office effectively. For more information see info.lse.ac.uk/current-students/digital-skills-lab

While IT Training specialises in enhancing your Microsoft Office skills, LSE also provides access to over 900 online video tutorials covering a wide range of topics including Dreamweaver, Photoshop and a range of programming languages. For more information on services provided see info.lse.ac.uk/staff/divisions/dts/help/online-guides-faqs

Moodle

Moodle is a Virtual Learning Environment used at LSE to provide online learning and support for courses and programmes. In a Moodle course, teachers can bring together a range of activities, tools and resources for their students. Some courses will have a range of features such as online discussions and quizzes, RSS feeds to interesting sites and blogs, video lectures and the ability to submit assignments online. The content of Moodle is the responsibility of your teacher so it will vary from course to course.

You can access Moodle anytime, anywhere at moodle.lse.ac.uk. Log in using your LSE network username and password. If you have any problems with Moodle, contact the IT Help Desk.

Your responsibilities

As a member of LSE, you are bound by the School's Information Security Policy and the Conditions of Use of IT facilities at LSE, as well as all applicable UK laws (some of which are listed in the Information Security Policy). In particular, you must not distribute or access offensive material, illegally copy software, breach copyright or send mass unsolicited email messages. Misuse may result in the withdrawal of your access rights. Full conditions are available at info.lse.ac.uk/staff/services/Policies-and-procedures/Assets/Documents/conOfUseOfITFacAtLSE.pdf

Data and Technology Services

DTS Walk In Centre
First Floor, Library
10 Portugal Street
London WC2A 2HD
Tel: +44 (0)20 7107 5000
Email: tech.support@lse.ac.uk
Website: lse.ac.uk/dts

LSE Library services

LSE's Library, founded in 1896 as the British Library of Political and Economic Science, is the major international library of the social sciences. It is recognised by the Higher Education Funding Council as one of only five National Research Libraries in England, and its collections have been given Designated status by the Arts Council England for being of outstanding national and international importance.

Support

The Enquiries team are based by the entrance of the Library and provide first-line support, answering your questions and referring you to specialist help where necessary. They can also be contacted via email at library.enquiries@lse.ac.uk

Each department has a dedicated professional **Librarian**, a subject expert offering email support and in-person and online appointments to help you locate and access information resources on any topic. This support ranges from identifying key resources relevant to your studies to high-level systematic literature searching for researchers. They also provide expert help in managing references.



Study resources

The Library has over 165,000 e-journals and holds over four million separate printed items. Collections cover the social sciences in the widest sense, with particular strength in economics, sociology, political science and social, economic and international history. There are rich international collections of government publications and a wealth of statistical materials, as well as important collections of manuscripts, archives and rare books. Primary materials supporting original research are one of the Library's greatest strengths.

You can explore the collections via [Library Search](#), the online library catalogue. The Course Collection contains multiple copies of essential reading list titles, many of which are also available online. The Main Collection contains background or wider social sciences titles.

As a General Course student you will also have borrowing rights to Senate House Library, and access to most libraries of other colleges of the University of London. If you need material not held at LSE, you can request it via the '[Get It For Me](#)' service.

Study environment

The Library is a focal point of the School and is used extensively by both students and academics. It is open seven days a week during term time and vacations and 24 hours daily from the beginning of the Winter Term until the end of the examination period, excluding Easter week. The "Escape" area in the Library entrance lets you take a break from your studies, talk with friends and have something to eat. There are also different zones in the Library for group and silent study.

LSE Library

10 Portugal Street, London WC2A 2AE

Tel: +44 (0)20 7955 7229

Website: lse.ac.uk/library

The Shaw Library

This is a small and restful space with a lending collection of general literature and recorded music. There are also daily newspapers and magazines. It is housed in the Founders' Room (sixth floor, Old Building) and serves as a quiet reading room. The room is also used for regular lunchtime concerts (most Thursdays during term time) and for the rehearsals and performances of LSE's Orchestra and Choir.

LSE LIFE

Your time at LSE will be busy. So it's important to make the most of it – whether that means discovering your own best ways to study and learn independently, applying your classroom learning to real world contexts, making new friends or thinking about where your studies might lead you in the future. You can do all of this at LSE LIFE.

LSE LIFE run talks and workshops throughout the year where you can get hands-on practice of the skills you'll need inside and outside the classroom. They also offer ample, flexible, open-plan study space. Work on a group project or do homework with your classmates or by yourself.





Sessions with LSE LIFE study advisers are available every day. During these 30-minute sessions, you can discuss any aspect of your studies, ideas for research, or how you plan your work and organise your time. Most of the LSE LIFE team have studied and taught outside their own home country, so they are familiar with many of the concerns you'll have related to living internationally and discovering new academic cultures and practices.

Services from around the School hold one-to-one sessions in LSE LIFE. You can meet a librarian to ask how to reference a source; speak with a careers adviser about your CV or job interviews, or ask a research specialist how to manage ethical issues in a dissertation.

LSE LIFE is located on the ground floor of the Library and is open Monday to Friday, between 9.30 and 5.30pm. You can get workshop materials, slides, recordings, and other resources on their online Moodle page. You can also find out what's on and book appointments at lse.ac.uk/lse-life

All events and appointments at LSE LIFE are free of charge and open to all General Course students.

LSE LIFE

Ground Floor
Lionel Robbins Building (LSE Library)
Houghton Street
London WC2A 2HD
Tel: +44 (0)20 7852 3580
Email: lse-life@lse.ac.uk
Website: lse.ac.uk/lse-life

LSE Language Centre

Language Centre courses focus on language and society, encouraging you to learn how to use language in the contexts you would like to live, study and work in. They teach people to speak languages, but also teach about language (socio-linguistics/intercultural communication) and offer a range of courses on literature and society.

English for Academic Purposes: in-sessional support programme

If English is not your first language, there are plenty of ways you can improve and practice using the English language for your academic work. English for Academic Writing courses are available to any student who does not have English as a first language and would like a weekly English language class to help with academic writing for coursework. You can find out more at info.lse.ac.uk/current-students/lse-life/events/english-language-skills

Non degree language course programme

If you wish to learn a new language, or improve your existing language skills during your time at LSE, you could consider a non degree language course programme. Currently on offer are nine different languages with most of these available at five different levels: Arabic, French, German, Italian, Japanese, Korean, Mandarin, Russian and Spanish. The programme runs during the academic year from October until May.

Details of the non degree language course programme can be found at lse.ac.uk/language-centre. There is also information on current prices and how to register for classes.

Please note: non degree language courses will not appear on your General Course transcript; you will be issued with a separate certificate by the Language Centre.

Language Centre

Ground Floor, 20 Kingsway
London WC2A 2AE
Email: languages@lse.ac.uk
Website: lse.ac.uk/language-centre



LSE Faith Centre

The LSE Faith Centre welcomes all staff and students to use the Centre as a space for prayer, religious worship, interfaith dialogue and as a place for quiet reflection on a hectic campus. The LSE Faith Centre is based on the second floor of the Saw Swee Hock Student Centre and includes a large room for events, a social space, a quiet area for prayer and meditation, Islamic prayer rooms, and the Chaplain's office. More information on what is going on in the Faith Centre and religious provision at LSE can be found online at lse.ac.uk/faithcentre and any questions can be emailed to faithcentre@lse.ac.uk. The Faith Centre is open all day and everyone is welcome.

Faith Centre

2.01, Saw Swee Hock Student Centre
1 Sheffield Street
London WC2A 2AP
Tel: +44 (0)20 7955 7686
Email: faithcentre@lse.ac.uk
Website: lse.ac.uk/faithcentre

Student Counselling Service

The Student Counselling Service is a free and confidential service for all LSE students, delivered by a team of qualified and experienced counsellors. The service aims to help and support students to cope more effectively with any personal or mental health difficulties that are impacting their life and/or studies.

The Service offers group sessions and workshops on themes such as managing anxiety, overcoming perfectionism, and stress management. Where appropriate, counsellors can refer students to other support, either within LSE or externally.

Student Counselling Service

4th Floor, Fawcett House
Clements Inn
London WC2A 2AZ
Tel: +44 (0)20 7852 3627
Fax: +44 (0)20 7430 2662
Email: student.counselling@lse.ac.uk
Website: lse.ac.uk/counselling

Disability and Mental Health Service

LSE is committed to providing an inclusive and equitable learning environment that enables disabled students to access the same opportunities as their non-disabled peers. LSE is also committed to the Social Model of Disability (where the emphasis is on removing the disabling effects of the environment and misconceptions rather than assessing the impact of individual impairments).

The Disability and Mental Health Service (DMHS) provides information, advice, guidance and support to students with physical and sensory impairments, long-term medical conditions, mental health difficulties and neurodiverse students with diagnoses such as dyslexia, autism and AD(H)D.



General Course offer holders are encouraged to make early contact with the Service. DMHS works in partnership with students to ensure that appropriate reasonable adjustments are defined and applied, enabling disabled students to meet their full academic potential. Individual reasonable adjustments are informed by independent supporting evidence (such as a consultant letter, a diagnostic report, etc.) These adjustments are then detailed in “My Adjustments”; a document that confirms and communicates to appropriate staff a student’s expected reasonable adjustments.

LSE Policy on Disability

LSE’s Equity, Diversity and Inclusion Action Plan, which sets out how the School will enhance its equality practices to reflect the requirements of the Equality Act 2010, can be viewed at <https://info.lse.ac.uk/staff/divisions/equity-diversity-and-inclusion/Assets/Documents/EDIStra-v2.pdf>

Disability and Mental Health Service

4th Floor, Pethick Lawrence House
Clements Inn
London WC2A 2AE
Tel: +44 (0)20 7955 7767
Email: disability-wellbeing@lse.ac.uk
Website: lse.ac.uk/disability



LSE Students’ Union (LSESU)

As a General Course student, you’re automatically a member of the LSE Students’ Union (LSESU), which means you can get involved in over 200 clubs and societies, attend free and ticketed social events for LSE students, and build a community of friends.

The Saw Swee Hock Student Centre is the LSESU hub, where you will find student-friendly prices in their not-for-profit cafes and Three Tuns Bar and can join the LSESU Gym (exclusive to LSE students, staff and alumni). It’s also where you can drop in to get independent help from the SU Advice Service, and discuss issues with the elected officers – fellow students who represent your interests to the School.

LSESU is a democratic organisation, and you have the power to change its policies at the monthly Union General Meetings. This forum is unique to LSESU, and is a space where any student can propose a motion, debate its merits and get it passed through a popular vote. And if you are passionate about improving LSE and the Union for you and your course mates, you can run to be the LSESU General Course President in the Autumn Term student elections.

Find out more about LSESU at lsesu.com

LSE Students’ Union

Saw Swee Hock Student Centre
1 Sheffield Street
London WC2A 2AP
Tel: +44 (0)20 7955 7158
Email: su.info@lse.ac.uk
Website: lsesu.com
Facebook: [/LSESU](https://www.facebook.com/LSESU)
Instagram: [@LSESU](https://www.instagram.com/LSESU)
Tumblr: lsesu.tumblr.com/
X: [@LSESU](https://twitter.com/LSESU)



Gym and fitness

The LSE Gym is well equipped with cardiovascular and resistance machines, and fully qualified staff. Membership for LSE students is very reasonable but places are capped so join early to avoid disappointment. For more information, see lse.ac.uk/social/gym.

The LSESU also has a variety of sporting clubs and teams who welcome members at all levels up to and including high level inter-university competition. For more information, see lse.ac.uk/activities/sports

The newest addition to LSE's campus is the imposing Marshall Building in Lincoln's Inn Fields; a multi functional, flexible, state of the art academic and teaching building that includes a sports centre with multipurpose sports hall, squash courts and dynamic weights room.

In addition, the School has 23 acres of sports grounds at New Malden in Surrey. Nearer by are the facilities of the University of London, which General Course students have full access to.

Catering facilities

Services on the LSE campus include the Beaver's Brew; Beveridge Cafe; Cafe 54; Fawcett Cafe; Fourth Floor Restaurant; George IV Pub; LSE Garrick; Plaza Cafe; The Bean Counter, and The Shaw Cafe. The Students' Union Café is on the 1st floor of the Saw Swee Hock Student Centre. There are also cafeteria/restaurant/bar facilities in Passfield Hall, Rosebery Hall, Carr-Saunders Hall, and Bankside House. For more information see info.lse.ac.uk/staff/services/catering



LSE Careers

LSE Careers offers a comprehensive range of careers support and employment services. They can help you at every stage of your career planning, from thinking about your career for the first time to applying for jobs and speaking to employers you might want to work for in the future. You can make full use of all LSE Careers services in-person and online. They work closely with the General Course team to organise and deliver bespoke support and activities for General Course students.

CareerHub

Once you have registered and been given your LSE IT username and password, you will be able to use the online careers portal CareerHub (careers.lse.ac.uk). Here you can book one-to-one appointments, search and secure your place at their events and look for opportunities. You can also "follow" organisations and employers directly, to ensure you're one of the first to hear about any of their vacancies or events.

Services

LSE Careers are committed to the personal and professional development of every General Course student and want to help ensure you can build and maintain a fulfilling career. They offer a range of in-person and online events, information and advice, including:

- sessions on CV writing, interviews and assessment centres;
- support to find internships and other work-based learning opportunities;
- employer presentations;
- sector-specific careers fairs and coffee mornings;
- a US careers programme including alumni discussions and talks on job hunting in the US;
- job vacancy board (part-time, full-time, voluntary, internship, graduate and experienced hire positions);
- one-to-one career discussions, CV and cover letter feedback;
- practice interviews;
- a dedicated careers consultant for disabled students.



After the General Course, as an LSE alum you can continue to access a range of Careers support for up to five years.

LSE Careers

Floor 5, Saw Swee Hock Student Centre

Opening times:

Monday-Friday 10am – 4pm

Tel: 020 7955 7135

Email: careers@lse.ac.uk

LSE Careers online

Website: lse.ac.uk/careers

Instagram: [@LSECareers](https://www.instagram.com/LSECareers)

X: [@LSECareers](https://twitter.com/LSECareers)

Facebook: [/LSECareers](https://www.facebook.com/LSECareers)

LinkedIn: [LSE Careers](https://www.linkedin.com/company/lse-careers)

Blog: blogs.lse.ac.uk/careers

an opportunity for you. They also run a comprehensive one-off volunteering programme to ensure you can fit volunteering into your busy schedule.

The Centre hosts multiple Volunteering Fairs and invites charities on campus, so you can meet over 100 charities face to face. They also run a seminar series called 'Take Action' that explores how students can take action on some of societies most pressing issues.

LSE Volunteer Centre

Floor 3, Lionel Robbins Building

10 Portugal Street

London, WC2A 2HD

Email: volunteer@lse.ac.uk

Website: lse.ac.uk/volunteercentre

Instagram: [instagram.com/lsevolunteering/](https://www.instagram.com/lsevolunteering/)

X: [@LSEVolunteering](https://twitter.com/LSEVolunteering)

LSE Generate

LSE Generate supports General Course students and alumni to build socially responsible businesses. Their year-round programme is packed with funding competitions, events and networking opportunities. They support innovators at each stage of their entrepreneurial journey and provide the infrastructure to build, develop and scale your ideas.

LSE Generate

Ground Floor, St. Clement's Building

Clare Market

London, WC2A 2AB

Tel: +44 (0)7971 539835

Email: generate@lse.ac.uk

Website: lse.ac.uk/generate

Graduate studies at LSE

Just over half of our student population is engaged in graduate work and LSE is one of the major world centres for the advanced study of the social sciences. The School offers tuition for graduate diplomas, for taught master's degrees (MSc, MPA, MPP, LLM) and research programmes (MRes, MPhil, PhD). General Course alumni enjoy a ten per cent discount on graduate tuition fees.

LSE Alumni

Whilst you'll be returning to your home university at the end of your time at LSE, the School recognises its ongoing commitment to current and former students, including those on the General Course. We operate a highly effective alumni relations programme that is administered by School staff and a network of volunteer alumni across the world.

Volunteer Centre

Volunteering is a great way to help develop new skills and meet new people while making a difference and the LSE Volunteer Centre exists to inspire and empower you to volunteer for causes that you care about.

The Centre works with organisations to advertise volunteering opportunities across London, the UK and internationally. Whether you are passionate about the environment or human rights or ready to change the world through campaigning or mentoring, they'll have

LSE Philanthropy and Global Engagement

Houghton Street

London WC2A 2AE

Tel: +44 (0)20 7955 7361

Fax: +44 (0)20 7955 7567

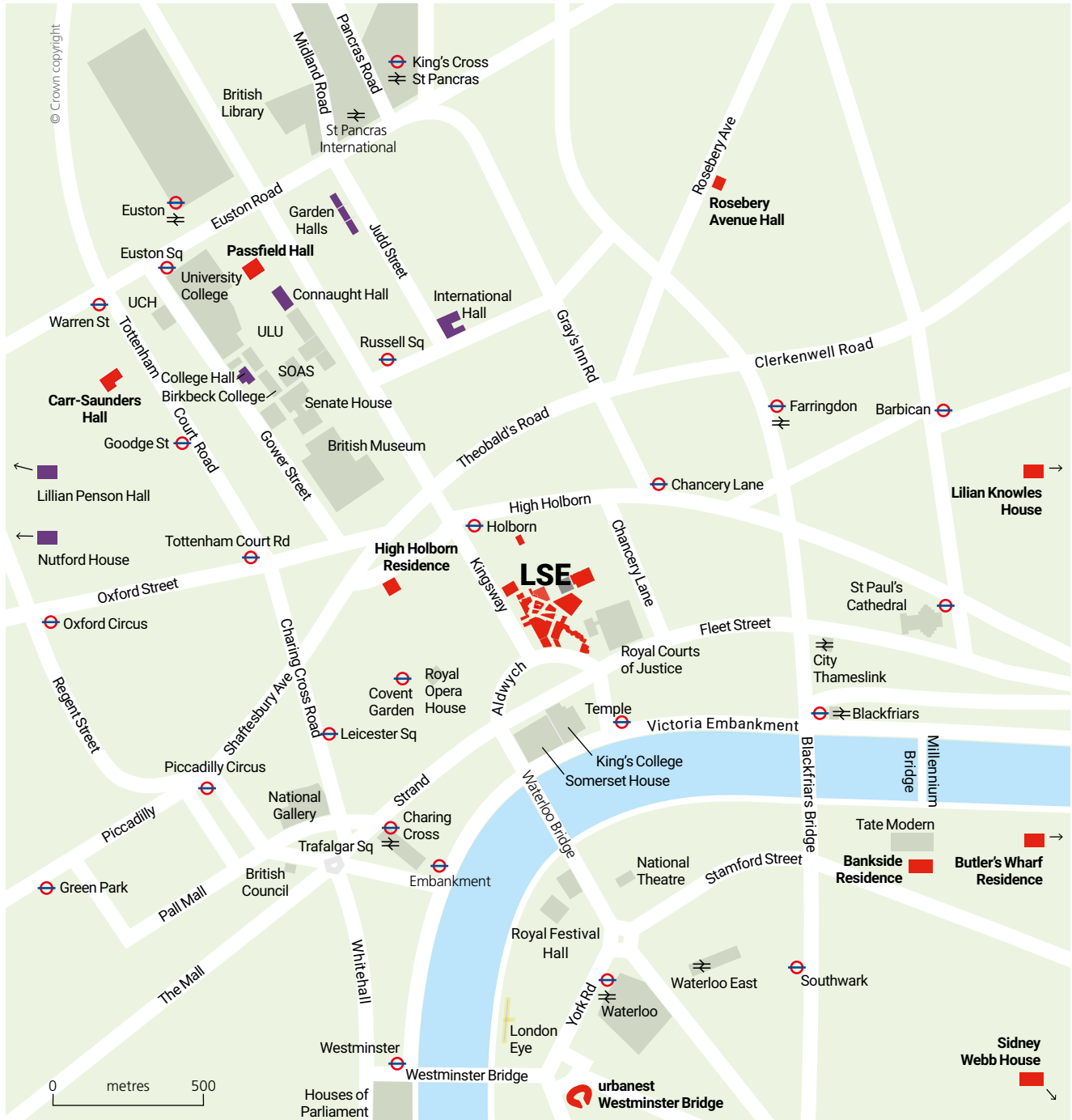
Email: alumni@lse.ac.uk

Website: alumni.lse.ac.uk



Around LSE

As you can see from the map below, LSE is located in central London with many familiar landmarks within easy walking distance. Our Campus Tour video at lse.ac.uk/student-life/Campus-life/The-campus will help you find your way round.





London has an enormous amount to offer you, whatever your interests. As a centre for culture, the arts, government, law and finance, it is unparalleled. It would be impossible to list all of London's sights and attractions in the limited space available in this Pack. The following is a small sample of the attractions within a short distance of the LSE campus. If you are new to London, you may also find it useful to visit: lse.ac.uk/student-life/London-life

Historic buildings

If you turn left from Houghton Street, you will walk past the Royal Courts of Justice, opened by Queen Victoria in 1882. Opposite the Royal Courts of Justice you will find Inner Temple – one of London's four medieval Inns of Court. Many Inns of Court still function as offices for barristers. Within the grounds of Inner Temple is the Temple Church, familiar to anyone who has read Dan Brown's *The Da Vinci Code*. A short walk along Fleet Street will take to St Paul's Cathedral. Built after the first cathedral was destroyed during the Great Fire of London, the Christopher Wren dome provides one of London's most distinctive landmarks, as well as being a truly spectacular building.

Museums and galleries

Tate Modern; the National Gallery and National Portrait Gallery; the British Museum; the Courtauld Institute of Art and the Museum of London are all within a short distance of the LSE campus. Slightly further away, in Knightsbridge, you will find the Victoria and Albert Museum, the Science Museum and the Natural History Museum. Many of London's museums have free entry.

Shopping

London is a shopper's paradise. Covent Garden, with its famous Piazza and market stalls, is only a few minutes walk from LSE. London's other famous shopping streets are only a few stops further on the Underground. At the weekends, you can enjoy London's many markets in different parts of the city, selling a wide variety of goods from fresh fruit and vegetables to vintage clothing, crafts and antiques.

Music and theatre

London is home to a wide range of music and theatre venues. From opera and ballet at the Royal Opera House to cutting edge theatre at the Young Vic; from Shakespeare at the Globe Theatre to musicals in the West End, and from jazz and soul at the legendary Ronnie Scott's to the latest indie, pop and dance at Koko – there is something for every taste.

Green spaces

London is one of the world's greenest cities, boasting a surprising number of green spaces for the public to enjoy – whether you prefer an energetic game of football or a leisurely amble amongst well-tended flower beds. See the Royal Parks website for information on activities, events and seasonal highlights: royalparks.org.uk

Sport

London is home to a number of world famous sporting events, teams and venues. Fans of more unconventional sports will be pleased to know that London has much to offer, from indoor climbing to dance.





Useful links

[visitlondon.com](https://www.visitlondon.com)

[timeout.com/london](https://www.timeout.com/london)

Sources of further information

welcome.lse.ac.uk

Information for students joining LSE for the first time in 2024/25.

lse.ac.uk/generalCourse

The homepage of the General Course, providing information on all aspects of the programme for both prospective, current and past students.

lse.ac.uk/resources/calendar2023-2024/generalCourse.htm

Online publication containing full details of all the courses offered by the School.

lse.ac.uk/accommodation

Details of LSE and University of London accommodation.

ukcisa.org.uk

Homepage of the UK Council for International Student Affairs, with information on many aspects of studying overseas, including visas.

study-uk.britishcouncil.org

British Council website featuring welfare information, links to colleges and universities and other information about coming to the UK to study.

lse.ac.uk/feesOffice

For information and advice on paying your tuition fees.

lse.ac.uk/disability

The first point of contact for students with disabilities.

lsesu.com

Homepage of the LSE Students' Union, including the Athletic Union.



Design: LSE Design Unit (lse.ac.uk/designunit)

The London School of Economics and Political Science is a School of the University of London. It is a charity and is incorporated in England as a company limited by guarantee under the Companies Acts (Reg No 70527).

The School seeks to ensure that people are treated equitably, regardless of age, disability, race, nationality, ethnic or national origin, gender, religion, sexual orientation or personal circumstances.

Freedom of thought and expression is essential to the pursuit, advancement and dissemination of knowledge. LSE seeks to ensure that intellectual freedom and freedom of expression within the law is secured for all our members and those we invite to the School.

On rare occasions, UK universities experience industrial action by staff which may prevent the full range of services, including teaching, being offered to students. The right to take industrial action is permitted by law and the members of staff concerned have legal protection if acting within the law. If services are affected by industrial action or other events beyond the School's control, the School will use its best endeavours to provide alternative facilities, not necessarily at the time of the action or event. Students should be aware that the School will not issue refunds of fees where industrial action or other events beyond the School's control affect teaching or other services.

Contact information

lse.ac.uk/generalCourse

Student Recruitment and Study Abroad

The London School of Economics and Political Science

Houghton Street

London WC2A 2AE

Tel: +44 (0)20 7955 6613

Email: gc@lse.ac.uk

lse.ac.uk/generalCourse

